

Brochures of Conference
Workshop and Seminar

History & Archiving

Asian Federation of Societies
for Ultrasound in Medicine
and Biology



President
Sueng H. Kim M.D

Secretary
Masatoshi Kudo M.D

History & Archiving Committee

Chairman
Musarrat Hasan M.D

Co-Chairman
Yi Hong Chou M.D

Co-Chairman
Harjanto Sidharta M.D

Co-Chairperson
Wilaiporn Bhothisuwan M.D

History & Archiving

Asian Federation of Societies
for Ultrasound in Medicine
and Biology



Second Version

History & Archiving

Asian Federation of Societies
for Ultrasound in Medicine
and Biology



Third Version

History & Archiving

Asian Federation of Societies
for Ultrasound in Medicine
and Biology

Echo of the Past



Fourth Version

History & Archiving

Asian Federation of Societies
for Ultrasound in Medicine
and Biology

Echo of the Past



Fifth Version

Musarrat Hasan

**Seventh Congress of the Asian Federation of Societies
for Ultrasound in Medicine and Biology (AFSUMB 2004)**

in conjunction with

**The 77th Annual Scientific Meeting of the Japan Society
of Ultrasonics in Medicine (77th JSUM)**

**The 29th Annual Meeting of the Japanese Society of
Sonographers (29th JSS)**



Third Announcement

Dates: Monday, May 17 – Friday, May 21, 2004

Venue: Tochigi-ken Sogo Bunka Center
(Tochigi Prefectural General Culture Center)
Utsunomiya, Tochigi, Japan



The Shinkyo Bridge over the Daiyagawa River in Nikko National Park
(Photo courtesy of Japan National Tourist Organization)

**Seventh Congress of the Asian Federation of Societies
for Ultrasound in Medicine and Biology
(AFSUMB 2004)**



ABSTRACTS

Dates: Monday, May 17 – Friday, May 21, 2004
Venue: Tochigi-ken Sogo Bunka Center
(Tochigi Prefectural General Culture Center)
Utsunomiya Tobu Hotel Grande
Utsunomiya, Tochigi, Japan



The Shinkyō Bridge over the Daiyōgawa River in Nikkō National Park
(Photo courtesy of Japan National Tourist Organization)



Sapporo

Sendai

Nikko

Utsunomiya


Tokyo

New Tokyo International
Airport (Narita)

Kyoto

Osaka

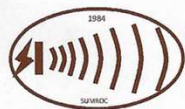
Fukuoka



2012 中華民國醫用超音波學會年會
暨 第十四屆第一次會員代表大會

Annual Convention of Taiwan Society of Ultrasound in Medicine

節目手冊 Program



October 20-21, 2012
Taipei International Convention
Center
台北國際會議中心





AFSUMB - BALI

CONGRESS SECRETARIAT

**Medical Ultrasound Training Centre
LPUK-USG Building 1st -3rd Floor,
JI-Radio Dalam Raya No. 1B, Kebayoran Baru
Jakarta Selatan 12140 - Indonesia
Phone: (62-21) - 7230061
Email: isum@centrin.net.id / intium@cbn.net.id
<http://www.pu.org>
Contact: Kartini, Sella & Mani**



**The 10th Congress
of Asian Federation
of Societies
for Ultrasound in
Medicine and Biology**

AFSUMB - BALI

Discover Kartika Plaza
Hotel & Villas,
Kuta, Bali, Indonesia
November 7 - 10, 2012

<http://www.afsumbbali2012.org>



Asian Federation of Societies for
Ultrasound in Medicine & Biology



in collaboration with

Ultrasound Sound Society of Pakistan

Announces

Two Day Workshop

23d & 24th March, 2013
(Saturday & Sunday)

8:30 am to 5:00 pm

Ramada Plaza Airport
Karachi - Pakistan

Congress Secretariat:

Dr. Ambreen Sohaib

Room No. 1, Hilal-e-Ahmer House
Main Clifton Road, Karachi.

Tel: 92-21-35866330

92-2135836789

musarrat27@hotmail.com

www.usporg.pk



11th
Asian Federation of Societies for
Ultrasound in Medicine & Biology



organized by:

Ultrasound Society of Pakistan

14th-17th AUGUST , 2014

8:30 am to 5:00 pm

Ramada Plaza Airport Karachi - Pakistan



Congress Secretariat:

Dr. Ambreen Sohaib

Room No. 1, Hilal-e-Ahmer House
Main Clifton Road, Karachi.

Tel: 92-21-35866330

92-21-35836789

musarrat27@hotmail.com

www.usporg.pk

ULTRASOUND SOCIETY OF THE PHILIPPINES
CT-MRI SOCIETY OF THE PHILIPPINES

BRACING FOR THE CHALLENGES

Bridging the Gaps in CT, MRI and Ultrasound



2010

JOINT ANNUAL CONVENTION

XXIII International Congress

of the



Fetus As A Patient
International Society

Hosted By:

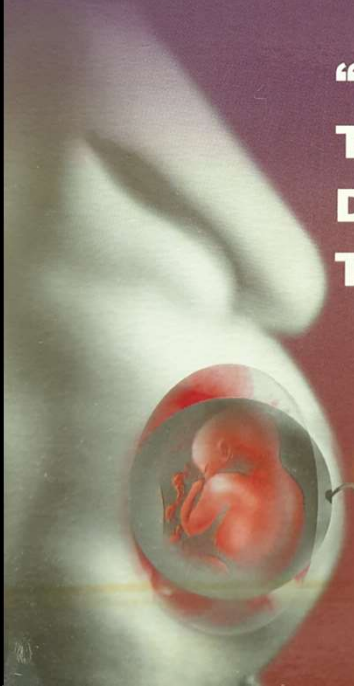


Fetus As A Patient
Institute, Philippines (FPIP)

**“ILLS FROM
THE WOMB”:
DEFUSING A
TICKING BOMB**

**BOOK OF
ABSTRACTS**

March 15-17, 2007
The Edsa Shangri-La Manila
Manila, Philippines



PSUCMI 2016



An Affiliate of
ASIAN FEDERATION OF SOCIETIES FOR ULTRASOUND IN MEDICINE
WORLD FEDERATION FOR ULTRASOUND IN MEDICINE AND BIOLOGY
PHILIPPINE MEDICAL ASSOCIATION

Continuous Growth and Advancement of Ultrasound towards 2018 "20th Anniversary"

WITH POINT OF CARE ULTRASOUND WORKSHOP
With PMA-CME 100 Units



The 14th Annual Convention of the Philippine
Society of Ultrasound in Clinical Medicine, Inc.

With International Speakers



Prof. Musarrat Nagan, MD
President & Founder
Ultrasound Society of Pakistan



J. Antonio Bouffard, MD
Musculoskeletal Ultrasound Society
Detroit, Michigan



Chander Lulla, MD
Director & Head of USG Dept.
Jaslok Hospital
Mumbai, India



Lerdy B. Feril, MD, PhD
Senior Asst. Professor
Nanakawa, Japan, Fukuoka City JAPAN

MARCH 11 & 12, 2016
NEW WORLD MANILA BAY HOTEL
(Formerly Hyatt Hotel and Casino)



EXPANDING HORIZONS IN ULTRASOUND:
Breaking Barriers & Forging Frontiers

6th PSUCMI Annual Convention


MEDICAL ULTRASOUND:
Imaging and Beyond

5th AFSUMB Ultrasound Workshop



March 18-20, 2008
Holiday Inn Galleria Manila
Philippines

History
of
Medical Ultrasound
Symposium



October 15-16, 1988

The Mayflower Hotel
Washington, D.C.

Saturday, October 15th, 1988

Opening Remarks and Welcome

8:30am

Grand Ballroom, Mayflower Hotel

Barry B. Goldberg

Chairman, WFUMB & AIUM Archives Committees

Horace E. Thompson

President, WFUMB

Christopher B. Merritt

President, AIUM



PSUCMI

Philippine Society of Ultrasound in Clinical Medicine Inc.

13th ANNUAL CONVENTION

**"FOCUS ON POINT OF CARE:
Utilizing cutting edge ultrasound technology"**



MARCH 13-14, 2015

Pan Pacific Hotel Manila

M. Adriatico corner General Malvar Street, Manila, 1004

PSUCMI is an affiliate of



WORLD FEDERATION FOR ULTRASOUND IN
MEDICINE AND BIOLOGY



ASIAN FEDERATION OF SOCIETIES FOR
ULTRASOUND IN MEDICINE AND BIOLOGY



10th Annual Convention PSUCMI



RAISING THE LEVEL OF EXCELLENCE IN
ULTRASOUND

23-24 March 2012
Hyatt Hotel and Casino Manila

JPR'2013

43rd Sao Paulo Radiological Meeting

May 2 – 5, 2013

Transamerica Expo Center – Sao Paulo – Brazil



Scientific Program



Support



www.wfumb2013.org

WFUMB 2013

14th World Congress of Ultrasound in Medicine and Biology

FLAUS 2013

16th Congress of the Latin American Federation of Ultrasound

JPR'2013

43th Sao Paulo Radiological Meeting

May 2 – 5, 2013

Transamerica Expo Center – Sao Paulo – Brazil



Scientific Program



Support



www.wfumb2013.org

Thailand



ASIA LINK PROGRAM

Joint Meeting of the

Australasian Society for Ultrasound in Medicine
and the
Medical Ultrasonic Society of Thailand

Thursday 6th to Friday 7th November 2003
at Siam City Hotel Bangkok

Registration and Enquiries
Australasian Society for Ultrasound in Medicine
2/181 High Street, Willoughby, NSW 2068, Sydney, Australia
Phone: +61 2 9958 7655 Fax: +61 2 9958 8002
asum@asum.com.au
<http://www.asum.com.au>

LIMITED PLACES!
Register early to avoid Disappointment
Early bird rates before 1 August 2003




Ultrasound Workshop
Asian Federation of Societies for Ultrasound
in Medicine and Biology



In collaboration with

Ultrasound Society of Pakistan



17th, 18th & 19th Jan 2004
Pearl Continental Hotel
Karachi - Pakistan.



Ultrasound Workshop

Asian Federation of Societies for Ultrasound

in Medicine and Biology

In collaboration with

Ultrasound Society of Pakistan

17th, 18th & 19th Jan 2004

Pearl Continental Hotel

Karachi - Pakistan.



Saturday 17th January, 2004

First Session: 9:00 am to 10:30 am

Opening Remarks

09:00 am Dr. Musarrat Hasan (Chairman Organising Committee)
09:10 am Prof. Kittipong Vairojanavong (President of AFSUMB)
09:20 am Prof. Yi-Hong Chou (Chairman, AFSUMB ED, Committee)

09:30 am **Early Pregnancy Ultrasound**
Prof. Kittipong Vairojanavong

10:00 am **Duplex Carotid Color Doppler Ultrasound**
Prof. C. V. Vanjani

10:30 am TEA BREAK

Second Session: 10:45 am to 12:45 pm

10:45 am **Kidneys & Urinary Bladder**
Prof. Yi-Hong Chou

11:30 am **Foetal CNS Abnormalities**
Dr. M. Saulat Nawaz

12:00 pm **Ultrasound of Gall Bladder & CBD**
Prof. Kanu Bala

12:45 pm LUNCH BREAK

Thailand



ASIA LINK PROGRAM

First Joint Meeting of the

**Australasian Society for Ultrasound in Medicine
and the
Medical Ultrasonic Society of Thailand**

- OB-GYN Sonography
- Vascular Sonography

Thursday 6th to Friday 7th November 2003
Siam City Hotel Bangkok Thailand

WFUMB 2009

World Congress in Medical Ultrasound *Sydney*
Australia



12th World Congress
of the World Federation
for Ultrasound in
Medicine and
Biology

Sunday, 30 August to
Thursday, 3 September 2009

Incorporating

39th ASUM Annual Congress
Sunday, 30 August to Thursday, 3 September 2009

ASUM 2009 Multidisciplinary
Ultrasound Workshop
Sunday, 30 August to Thursday, 3 September 2009

WFUMB 2009 - WINFOCUS Workshop
Thursday, 3 September 2009

All Congress enquiries
should be directed to:

WFUMB 2009
c/o ICMS Pty Ltd
Locked Bag 04002
DVB Post Office
Sydney NSW 1230
Australia
Phone: +61 2 9290 3366
Fax: +61 2 9475 0364
Email: info@wfumb2009.com

ASUM CEO Contact
Dr Caroline Hong
Email: carolinehong@asum.com.au

ASUM General Society
email enquiries
asum@asum.com.au

Final Program

Major
Sponsors

TOSHIBA



MEDISON

PHILIPS



www.wfumb.org

www.wfumb2009.com

The WFUMB 2009
Congress is hosted
by ASUM

www.asum.com.au



Australasian
Society for
Ultrasound in
Medicine (ASUM)

Promoting Excellence in Ultrasound



Asian Federation of Societies for Ultrasound in Medicine and Biology

The 8th Congress **AFSUMBThailand**
at Royal Thai Navy Convention Hall
Bangkok, Thailand



Let your family have a wonderful holiday in Thailand

November 12-16, 2007



WORLD FEDERATION FOR
ULTRASOUND
IN MEDICINE AND BIOLOGY



ASIAN FEDERATION OF SOCIETIES
FOR ULTRASOUND
IN MEDICINE AND BIOLOGY

Australasian
Society for
Ultrasound in
Medicine



กระทรวงสาธารณสุข
Ministry of Public Health





Long Live the King



Royal Ceremonial Emblem In Commemoration of the Celebrations on the Auspicious Occasion of His Majesty the King 's 80th Birthday Anniversary 5th December 2007



INVITED SPEAKERS

ABSTRACTS: INVITED SPEAKER

Invited Lecturers for AFSUMBThailand

Anchalee Kruatrachue	(Thailand)	Marilyn Siegel	(USA)
Andrew Ngu	(Australia)	Masatoshi Kudo	(Japan)
Apichart Chittacharoen	(Thailand)	Matthew Andrews	(Australia)
Beryl Benacerraf	(WFUMB)	Michel Claudon	(France)
Boonchai Uerpaiojkij	(Thailand)	Michelle Pedretti	(Australia)
Bunjong Mahisawan	(Thailand)	Musarrat Hasan	(Pakistan)
Byung Ihn Choi	(Korea)	Nazar N Amso	(England)
C. V. Vanjani	(India)	Nittiya Chamadol	(Thailand)
Chanchai Vantanasiri	(Thailand)	Panruethai Trinavarat	(Thailand)
Cheng-Wen Chiang	(Taiwan)	Panyu Panburana	(Thailand)
Chiltana C Wilde	(Singapore)	Pornpim Korpraepong	(Thailand)
Daniel Makes	(Indonesia)	Ravi Chandran	(Malaysia)
Danis Foley	(USA)	Riccabona Michael	(Austria)
Darunee Boonjunwetwat	(Thailand)	Roger Davies	(Australia)
David Cosgrove	(England)	Ron Benzie	(Australia)
David Davies- Payne	(Australia)	Ros Savage	(Australia)
David Rogers	(New Zealand)	Seung Hyup Kim	(Korea)
Dhiraphongs Charoenvidhya	(Thailand)	Shoichi Senda	(Japan)
H. Sidharta	(Indonesia)	Simon Meagher	(Australia)
Hassen Gharbi	(WFUMB)	Sodov Sonin	(Mongolia)
Hiroki Watanabe	(Japan)	Somchai Tanawattanacharoen	(Thailand)
Japaraj Robert Peter	(Malaysia)	Stan Barnett	(Australia)
John Crozier	(Australia)	Stephen Bird	(Australia)
Kanda Saksornchai	(Thailand)	Supaneewan Chowvisit	(Thailand)
Kanu Bala	(Bangladesh)	T.P. Baskaran	(Malaysia)
Kaye Griffiths AM	(Australia)	Teera Wacharaprechanont	(Thailand)
Ki Whang Kim	(Korea)	Thomas Stavros	(USA)
Kittipong Vairojanavong	(Thailand)	TK Lua	(Hong Kong)
Krisdee Prabhasawat	(Thailand)	T'sang-T'ang Hsieh	(Taiwan)
Laddawan Vajragupta	(Thailand)	Vikas B. Jadhav	(India)
Leandro Fernandez	(WFUMB)	W Sepulveda	(Chile)
Lilian Leong	(Hong Kong)	Walailak Chaiyasoot	(Thailand)
M A Ansari	(Nepal)	Wilaiporn Bhothisuwan	(Thailand)
Malai Mutarak	(Thailand)	Yi-Hong Chou	(Taiwan)
Margaret Condon	(Australia)		



**Asian Federation of Societies for Ultrasound in
Medicine and Biology (AFSUMB)**


In Collaboration with

Medical Ultrasound Society of Thailand (MUST)

**The 4th AFSUMB
Ultrasound Workshop**

Thursday 14th to Friday 15th December, 2006

**swissôtel LE CONCORDE
BANGKOK, THAILAND**



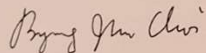
Welcome message

On behalf of the Asian Federation of Societies of Ultrasound in Medicine and Biology (AFSUMB), I would like to welcome all of you to the 4th workshop of AFSUMB. AFSUMB is a Federation of Affiliated Organizations consisting of 14 National Societies for Ultrasound on Medicine & Biology. Individual members of the National Societies are Physicians, Scientists, Engineers and Sonographers. The total number of individual members is presently more than 15,000.

The Federation has several important activities. One of them is education. Its first action was the organization of the 1st ultrasound workshop in Phnom Penh, Cambodia, in 2002. This meeting was very successful.

The purpose of this program is to provide ultrasound knowledge, the techniques of scanning and interpretation, to those who will become the practitioners, and are competent to train others who are new in the field of diagnostic ultrasound. This program will eventually produce good diagnostic ultrasound sonologists in Thailand. I hope, after attending this course, all participants will become good sonologists. This course will eventually help doctors in the provincial region learning how to perform ultrasound scanning properly and diagnosing most accurately and this will be finally beneficial to people in this country.

Finally, I would like to express my sincere appreciation to Dr. Yi-Hong Chou and members of the local organizing committee including Drs Vairojanavong, Bhothisuwan, Charoenvidhya, Kruatrachue and Panruethai for their effort and contribution to this workshop.



Byung Ihn Choi, M.D.
President, AFSUMB





Dr Apichai Vasuratna

Dr Apichai Vasuratna is a medical instructor in Oncology Unit, Department of Obstetrics and Gynecology, Faculty of Medicine, Chulalongkorn University, Bangkok, Thailand. He trained in Medicine and Obstetrics and Gynecology in Chulalongkorn University, qualifying in 1990. In addition he received training in Gynecologic Oncology at M.D. Anderson Cancer Center, University of Texas, Houston, USA, during 1966-1968. He has many national and international publications in gynecologic oncology.



Dr Byung Ihn Choi

Dr Byung Ihn Choi is Professor in Radiology, Seoul National University College of Medicine, Seoul, Korea. He was graduated for M.D. in 1974, for Radiology board in 1979, and for PhD in 1983 from Seoul National University. He visited University of Tokyo, Japan; MGH, Harvard Medical School, Boston, USA; and Pittsburgh University Medical Center, USA for his professional experience. He was the chairman of Department of Radiology, Seoul National University College of Medicine during 2004-2006, and now he is the current President of Korean Radiological Society, and the President of Asian Federation of Societies for Ultrasound in Medicine and Biology (AFSUMB). He has 236 international scientific papers, 238 national papers, and has been invited for 180 international lectures and 242 national lectures.



Dr Chantima Rongviriyapanich

Dr Chantima Rongviriyapanich is Assistant Professor in Radiology, Siriraj Hospital, Mahidol University, Bangkok, Thailand. She trained in Medicine at Ramathibodi Hospital, Mahidol University, and trained in Radiology at Siriraj Hospital, Mahidol University, qualified in 1998. In addition, she visited Pediatric Radiology at St Louis Children's Hospital, Mallinckrodt Institute of Radiology, Washington University, St Louis, USA, during 2000-2001. Her subspecialty expertise is in Pediatric Radiology.



Dr Cheng-Wen Chiang

Dr Cheng-Wen Chiang is Professor in Division of Cardiology, Department of Internal Medicine, Cathay General Hospital and Taipei Medical University, Taiwan. He is also affiliated to many important national and international positions, such as the President of Taiwan Society of Cardiology, the Vice President of Asian Pacific Society of Cardiology, the President Elect of AFSUMB, etc. His research interest is in echocardiography, including online TEE guidance of interventional catheterization and 3D echocardiography, balloon mitral commissurotomy, transcatheter closure of ASD, and percutaneous coronary intervention.



Dr CV Vanjani

Dr CV Vanjani is the director of Echocardiography in P.D. Hinduja Hospital & Medical Research Center, Bombay, India. In addition, he is the founder dean of Indian college of Medical Ultrasound, and the editor of Indian Journal of Medical Ultrasound. He received pioneer award of World Federation of Ultrasound Societies and American Society of Ultrasound in Medicine, Washington DC, USA, in 1988. Dr CV Vanjani is national and international recognized in the field of Echocardiography and Vascular Ultrasound.



Dr Harjanto Sidharta

Dr Harjanto Sidharta studied Medicine at Gajah Mada University, Yogyakarta, Indonesia. In addition, he has received many training in ultrasound in France, Japan, the Netherlands, and USA. He is the current Head of Ultrasound Unit, Division of Gastroenterology, Department of Internal Medicine, Graha Medika Hospital, Jakarta, Indonesia. He is guest speaker in every conference and workshop of the Indonesian Society of Ultrasound in Medicine, and has presentations in many national and international congress and scientific meetings since 1982. He has more than 100 scientific papers, 3 books, and 24 book chapters. He was awarded best scientific paper from the ISSL in 1999.



Dr Kanu Gopal Bala

Dr Kanu Gopal Bala is Professor and Director of Bangladesh Institute of Ultrasound in Medicine & Research, University of Science & Technology Chittagong, Dhaka, Bangladesh. Besides, he is in important positions of many institutes and societies in Bangladesh, such as the current President of the Bangladesh Society of Ultrasonography, the Medical Director of JUREI (Jefferson Ultrasound Research and Education Institute) in Bangladesh, etc. He is one of the pioneers of introducing, popularizing and developing Ultrasonography in Bangladesh. He has 99 articles published in many journals in home and abroad. His major research interests are education in ultrasonography, hydrocolonic sonography, gastrointestinal ultrasonography, breast ultrasonography, prostatic ultrasonography, musculoskeletal ultrasonography, and ultrasound physics.



Dr Kittipong Vairojanavong

Dr Kittipong Vairojanavong received M.D. from Chulalongkorn University in 1965, then studied ultrasound in England and USA, and certified Thai Board of Obstetry-Gynecology in 1978. He is the founder member, and the past President of Medical Ultrasound Society of Thailand (MUST), and has been helping MUST in the position of Honorable Committee since then. Dr Kittipong works in Division of Ultrasound, Department of Obstetrics and Gynecology, Rajavithi Hospital, Bangkok, Thailand. Besides, he has been affiliated to international professional positions; such as the past President of AFSUMB (2001-2004), Administrative Committee of AFSUMB since 1992, Board Committee of International Society FETUS AS A PATIENT since 1997, advisory editorial board of medical journals. He has been invited to give many lectures, both in national and international meetings.



Dr Ki Whang Kim

Dr Ki Whang Kim is Professor in Radiology, Yonsei University College of Medicine, Seoul, Korea. He is the chairman of Department of Radiology, Yonsei University College of Medicine; the Chairman of board of directors of Korean Society of Ultrasound in Medicine; and in Board of Large of the Korean Radiological Society. He has numerous publications about radiology in Korea and international publication.



Dr Masatoshi Kudo

Dr Masatoshi Kudo is the Professor in Radiology and the chairman of Department of Gastroenterology and Hepatology in Kinki University School of Medicine. He was graduated M.D. in 1978, and Ph.D. on 1986 from Kyoto University. He further trained in University of California Davis Medical Center during 1987-1989. He has numerous scientific paper publication; 159 international and 658 national scientific articles, and 12 textbooks. He has been invited for giving many lectures, nearly 500 lectures by now. Besides, Dr Kudo is also the editor and journal reviewer in many national and international journals.



Dr Musarrat Hasan

Dr Musarrat Hasan is consultant in Diagnostic Ultrasound Clinic, and performing more than 24,000 cases in a year. He is the director of Institute of Ultrasound Imaging since 1984, which is affiliated with Thomas Jefferson University Hospital, Philadelphia, USA, and has trained more than 5,000 doctors so far. He is the founder member and the past president of Ultrasound Society of Pakistan, and has arranged many national and international conferences, seminar and clinical meetings held in Pakistan. He also delivered talks and lecturing at various international conferences.



Dr Pornpim Fuangtharntip

Dr Pornpim Fuangtharntip is Assistant Professor in Radiology, Siriraj Hospital, Mahidol University, Bangkok, Thailand. She trained in Medicine, and Radiology at Siriraj Hospital, Mahidol University, qualifying in 2000, and additional trained on abdominal imaging and breast imaging at Washington University, St Louis, USA during 2001-2003. Her recent grants and researches are mainly in MRI in breast cancer, prostate cancer, and chronic liver disease.



Dr Seung Hyup Kim

Dr Seung Hyup Kim is Professor in Radiology, Seoul National University College of Medicine, Seoul, Korea. He was graduated for M.D. in 1979, for Radiology board in 1983, and for PhD in 1988 from Seoul National University. In addition, he visited Hospital of the University of Pennsylvania, Philadelphia, USA during 1989-1990. His subspecialty expertise is in Uroradiology, with 279 publications, 13 monographs and chapters, 211 presentations, 204 lectures, and receiving many awards.



Dr Shoichi Senda

Dr Shoichi Senda is Professor and the Head of Department of Integrated Medicine, Kagawa University Faculty of Medicine, Kagawa, Japan. He is affiliated in numerous professional societies both national and international in many important positions; such as the President of the Japan Society of Ultrasound in Medicine, the executive board member in the Japanese Society of Medical Electronics and Biological Engineering, the Vice President of Asian Federation of Societies for Ultrasound in Medicine and Biology, etc. His special expertise is in cardiology with many international publications in echocardiography.



Dr Walailak Chaiyasoot

Dr Walailak Chaiyasoot is Assistant Professor in Radiology, Siriraj Hospital, Mahidol University, Bangkok, Thailand. She studied Medicine at Chiangmai University, and studied Radiology at Siriraj Hospital, Mahidol University, Thailand, qualified in 1988. She received awarded grant for training Color Doppler Ultrasound at Saitama Medical School, Japan by the Japan Society of Ultrasonics in Medicine, and also training in Interventional Radiology at Hammersmith Hospital, London, United Kingdom. She has many publications in both Interventional Radiology and Ultrasound.



Dr Wilaiporn Bhothisuwan

Dr Wilaiporn Bhothisuwan is an Associated Professor in Radiology, Siriraj Hospital, Faculty of Medicine, Mahidol University, Bangkok, Thailand. She is the current Head of Medical Imaging, and the Head of Siriraj Cancer Center, Siriraj Hospital. She has received training in Thailand, London, The Netherlands, and Australia. Her subspecialty interests are Breast Imaging, Breast Intervention, and Body Imaging. Dr Wilaiporn's current professional appointment is the President for Asian Federation of Societies for Ultrasound in Medicine and Biology 8th Congress in Thailand 2007.



Dr Yi-Hong Chou

Dr Yi-Hong Chou is Professor of Radiology in National Yang Ming University, Taipei, Taiwan, and the Chief of Section of Ultrasound in Department of Radiology, Veterans General Hospital, Taipei. He was graduated M.D. at Taipei Medical College in 1978, then trained in Radiology in Veterans General Hospital, Taipei, and additional trained in ultrasound at Mt Sinai Medical Center, New York, and at Thomas Jefferson University Medical center, Philadelphia, USA. He is in many national and international committee in many important positions, including the Chairman of Educational Committee of AFSUMB. He is in editorial boards of many journals in ultrasound and radiology. His publications are 292 scientific papers, 132 abstracts, and 3 books. He has received more than 18 awards and honors since 1982.

The 4th AFSUMB Ultrasound Workshop
 Asian Federation of Societies for Ultrasound in Medicine and Biology (AFSUMB)
 In Collaboration with
Medical Ultrasound Societies of Thailand (MUST)

14th – 15th Dec 2006
 Swissotel LE CONCORDE
 Bangkok, Thailand

14th December, 2006 (Thursday)

Opening Remarks

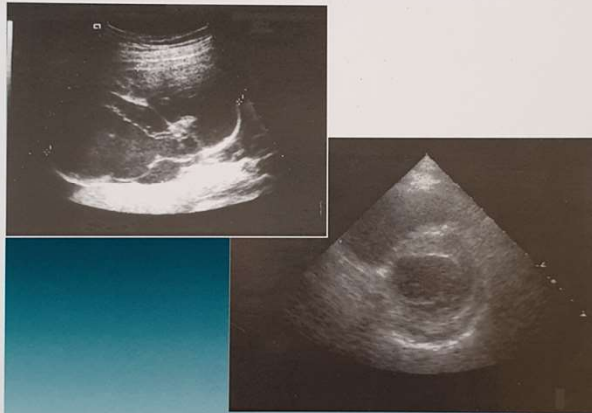
8.30am	Dr. Anchalee Kruatrachue	Vice President of MUST
8.40am	Dr. Kittipong Vairojanavong	Immediate Past President of AFSUMB
8.45am	Dr. B-I Choi	President of AFSUMB
8.50am	Dr. C.W. Chiang	President Elect of AFSUMB
8.55am	Dr. Yi-Hong Chou	Chairman, AFSUMB Education Committee

<u>SALON "A" (OB/GYN)</u>			
9.00am	Pre-program Quiz		
9.30am	Image Optimization and Role of Various Knobs in B-mode and Doppler	Dr. Musarrat Hasan	P.1-3
10.00pm	TEA BREAK		
10.30am	Non Tubal Ectopic Pregnancies	Dr. Kittipong Vairojanavong	P.4
11.00am	The Placenta : What's new? What's Important?	Dr. Musarrat Hasan	P.5-6
11.30am	Ultrasound Findings in Dysmenorrhea	Dr. Kittipong Vairojanavong	P.7
12.00am	LUNCH		
12.45pm	<u>(MUST MEMBER MEETING)</u>		

ISSN 0929-6441

2003 • VOLUME 11 • NUMBER 3

JOURNAL OF
MEDICAL ULTRASOUND



THE OFFICIAL JOURNAL OF THE ASIAN FEDERATION OF SOCIETIES
FOR ULTRASOUND IN MEDICINE AND BIOLOGY



ISSN 0929-6441

2002 Volume 10 Number 3

JOURNAL OF MEDICAL ULTRASOUND

THE OFFICIAL JOURNAL OF
ASIAN FEDERATION OF SOCIETIES FOR
ULTRASOUND IN MEDICINE AND BIOLOGY



Excerpta Medica
A member of the Reed Elsevier group



Welcome Message

Dear Colleagues,

The 5th Congress of the Asian Federation of Societies for Ultrasound in Medicine and Biology (AFSUMB '98) will be held in Taipei, Taiwan on October 23-27, 1998. The Taiwanese members of AFSUMB regard this as both a great honor and a great challenge because recent advances in ultrasound in medicine and biology have greatly changed the nature of diagnostic techniques in all fields of medicine. We will try to ensure that this meeting is a fruitful and memorable one.

Leading authorities from Asia and rest of the world will deliver deductive talks in plenary sessions, educational lectures, symposium and panel discussions. Up-to-date topics will be presented. The poster session will provide an enhanced intimate forum for knowledge exchange and sharing. Contributions will come from the fields of cardiology, gastroenterology, radiology, obstetrics and gynecology, thoracology, pediatrics, neurology, ophthalmology, orthopedics, uronephrology, breast and endocrinology.

I cannot emphasize enough that this will be a very exciting congress for all professionals who utilize ultrasonography. Recent advances and updated applications of ultrasonography from every medical specialty will be presented, giving participants an exceptional forum in which to improve their own knowledge.

Taipei is a vibrant city located in the center of East Asia with everything you would expect from an international city. Furthermore, it presents its own unique cultural environment which is something quite different from western commercial centers and even its nearby Chinese neighbors.

I am sure that you will enjoy all of the scientific and social programs of the Congress as well as the hospitality of Taipei.

Yours sincerely,

Hsi-Yao Chen, M.D.
President
Asian Federation of Societies for Ultrasound
in Medicine and Biology (AFSUMB)



Welcome Message

Dear Colleagues,

It is our pleasure to announce, on behalf of the Organizing Committee, the 5th Congress of the Asian Federation of Societies for Ultrasound in Medicine and Biology (AFSUMB '98), to be held at the Taipei International Convention Center (TICC), Taipei, Taiwan from October 23 to 27, 1998.

The organizing committee has put their heads together to make AFSUMB '98 in Taipei a spectacular and unforgettable experience. Therefore AFSUMB '98 will not be just an ordinary and traditional congress. It will provide insight into the most advanced ultrasound technology available today.

We are determined to create a superb meeting environment with exceptionally high standards. AFSUMB '98 will offer a unique opportunity not only presenting up-to-date research papers on ultrasound's development, but also providing an excellent opportunity for systematic learning to all participants.

The four-day congress will comprise several sessions covering various medical subjects. Furthermore, the committee also invites prominent scholars to deliver special lectures. One highlight of our congress is the well-planned workshops such as the Down's Syndrome Screening workshop and the Musculoskeletal Ultrasound workshop which offer systematic learning on those advanced fields without extra cost. You can look forward to the excellent scientific and educational programs, which will definitely live up to your expectations. I hope all of you will enjoy the scientific programs, the attractions and the hospitable atmosphere and welcoming faces of Taipei.

Finally, I would like to remind everyone who is interested or involved in ultrasound technology in medicine and biology to register for the Congress and submit their papers within shortest delays.

Yours sincerely,

Fon-Jou Hsieh
Chairman
Organizing Committee of the 5th Congress of
Asian Federation of Societies for Ultrasound
in Medicine and Biology (AFSUMB '98)




Executive Committee of AFSUMB

President	: Dr. Hsi-Yao Chen (Taiwan)
President Elect	: Dr. Hiroki Watanabe (Japan)
Vice President	: Dr. Daniel Makes (Indonesia)
Secretary General	: Dr. Yoshihide Chiba (Japan)
Treasurer	: Dr. Byung Ihn Choi (Korea)
Editor of the Journal	: Dr. Toshio Wagai (Japan)
Councillor	: Dr. Masatoshi Makuuchi (Japan) Dr. Fon-Jou Hsieh (Taiwan) Dr. Yong Ho Auh (Korea) Dr. Kittipong Vairojanavong (Thailand)
Co-opted Councillor	: Dr. Melani W. Setiawan (Indonesia) Dr. Zhi-Zang Xu (China) Dr. Ravi Chandran (Malaysia)

Local Co-organizers

	President	Secretary General
The Radiological Society of the Republic of China	Chien-Fang Yang	Yi-Hong Chou
The Formosan Medical Association	Wei-Jao Chen	Pan-Chyr Yang
Surgical Society of Gastroenterology ROC	Kuo-Liang Shen	Ching-Shui Huang
Society of Nephrology, Republic of China	Juei-Hsiung Tsai	Wu-Chang Yang
Chinese Association for Endoscopic Surgery	Tzu-Ming Chang	Shing Moo Huang
The Chinese Taipei Pediatric Association	Tso-Ren Wang	Kai-Hsin Lin
The Urological Association of the Republic of China	Sun-Yran Chang	Guang-Huan Sun
The Society of Perinatology, R.O.C.	Chang-Sheng Yin	Wei-Hwa Chen
Society of Internal Medicine of Taiwan (R.O.C.)	Yuan-Teh Lee	Ming-Fong Chen
Orthopaedic Association, R.O.C.	Chun-Hsiang Shin	Wen-Chieh Chen
Biomedical Engineering Society, R.O.C.	Guan-Liang Chang	Chin-Han Chang
Surgical Association, Republic of China	Shu-Hsun Chu	King-Jen Chang
The Ophthalmological Society of Taiwan R.O.C.	Te-Tsaw Chen	Li Ma
The Gastroenterological Society of Taiwan	Ding-Shinn Chen	Pei-Ming Yang
The Association of Family Medicine of R.O.C.	Maw-Shyong Hwang	Long-Teng Lee
Taiwan Neurological Society	Ming-Shung Su	Ching-Piao Tsai
Society of Emergency & Critical Care Medicine, Taiwan	Ming-Ho Wu	Jih-Chang Chen
Republic of China Society of Cardiology	Philip Yu-An Ding	Kai-Min Chu
Chinese Medical Association (Taipei)	Tung-Chao Cheng	Full-Young Chang

Abstract Book
Congress Programme



AFSUMB 2014

11th Kuala Lumpur, Malaysia

The 11th Congress of the Asian Federation of Societies for Ultrasound
in Medicine and Biology

“Clinical Excellence with Ultrasound”

KUALA LUMPUR CONVENTION CENTRE, MALAYSIA
30th October - 1st November 2014

Organized by



Supported by



Endorsed by





Welcome Message from the President
Malaysia Society for Ultrasound in Medicine
(MSUM)



Dear Colleagues and Friends,

On behalf of the Asian Federation of Societies for Ultrasound in Medicine and Biology and the members of the local organising committee, I would like to welcome you to the 11th The 11th Congress of the Asian Federation of Societies for Ultrasound in Medicine and Biology. Over the last three decades AFSUMB has been instrumental in advancing the use and role of ultrasound in the Asian region. The scientific congress is one of the many continuous medical education (CME) programme initiated by the federation. As a founding member of the AFSUMB, Malaysia is proud and honoured to host this 11th congress in Kuala Lumpur.

The theme for this year's congress is "Clinical Excellence in Ultrasound" befitting the evolution of the progress of ultrasound technology and its application over the years, making possible applications of ultrasound that we could only envision in the yesteryears.

The scientific committee has taken considerable effort with input from many of the regional experts in the field of ultrasound to formulate the conference content. They have also assembled a panel of international and local experts to share their knowledge during the course of this congress. In addition, various pre congress workshops have been organised to provide a 'hands - on session' at different venues. It is hoped that the participants will take this opportunity to not only listen to the lectures but also to exchange ideas and network during the social functions. The impact of this congress will be beyond the duration of this event, when knowledge is translated to good clinical practice and patient outcome.

Finally, we also hope that you will take time to enjoy the Kuala Lumpur in this year of 'Visit Malaysia 2014' and our hospitality. **Malaysia truly Asia**

Dr. T P Baskaran
President
Malaysia Society of Ultrasound in Medicine
(MSUM)



Organized by



Malaysia Society for
Ultrasound in Medicine
(MSUM)



The Ministry of Health
Malaysia



Malaysia
Convention
& Exhibition
Bureau



Visit
Malaysia
2014



COLLEGE OF
RADIOLOGY
Faculty of Medicine & Dentistry



Malaysian Radiological Society
of Malaysia



11th AFSUMB 2014

Kuala Lumpur, Malaysia

The 11th Congress of the Asian Federation of Societies for Ultrasound
in Medicine and Biology

Pre Congress Workshop Programme

KUALA LUMPUR CONVENTION CENTRE, MALAYSIA

30th October - 1st November 2014

Organized by



Asian Federation Of
Societies for Ultrasound
in Medicine and Biology
(AFSUMB)



Malaysia Society for
Ultrasound in Medicine
(MSUM)



The Ministry of Health
Malaysia



Malaysia
Convention
& Exhibition
Bureau



VISI
2014

Endorsed by



COLLEGE OF
RADIOLOGY
Academy of Medicine of Malaysia



Obstetrics and Gynaecology Society
of Malaysia

The Organizers

Asian Federation of Societies For Ultrasound In Medicine and Biology (AFSUMB)

AFSUMB is the Federation of Societies for Ultrasound in Medicine and Biology of the Asian region. At present total 15 countries are its member and Ultrasound Society of Nepal has applied for its 16th member. The following national societies are members:

- › Bangladesh Society of Ultrasonography
- › Cambodian Society of Ultrasound in Medicine
- › Chinese Taipei Society of US in Medicine
- › Hong Kong Society of Ultrasound in Medicine
- › Indian Federation of Societies in Med and Bio
- › Indonesian Society of Ultrasound in Medicine
- › Japan Society of Ultrasonic in Medicine
- › Korean Society of Ultrasound in Medicine
- › Malaysian Society of Ultrasound in Medicine
- › Medical Ultrasound Society of Singapore
- › Medical Ultrasound Society of Thailand
- › Mongolian Society of Diagnostic Ultrasound
- › Philippine Society of Ultrasound in Clinical Med
- › Society of US in Med of Chinese Medical Asso
- › Ultrasound Society of Pakistan
- › Ultrasound Society of Nepal: Applied

Officers and councilors of the AFSUMB (2012-2014)

Officers and councilors	
President	Seung Hyup Kim (KSUM)
Immediate Past President	Nobuyuki Taniguchi (JSUM)
President-elect	Yi-Hong Chou (CTSUM)
Vice-President 1	H. Sidharta (ISUM)
Vice-President 2	Tsang-Tang Hsieh (CTSUM)
Secretary	Masatoshi Kudo (JSUM)
Treasurer	Jae Young Lee (KSUM)
Councilors	Iwaki Akiyama Ching-Chang Hsieh (CTSUM) Won Jae Lee (KSUM) Chander P. Lulla (IFUMB) Kanu Bala (BSU) Yun Zhang (SUM/CMA)
Co-opted councilors	Wilaiporn Bhothisuwan (MUST) Sodov Sonin (MSDU) Musarrat Hasan (USP) TP Baskaran (MSUM) Kwok Yin Leung (HKSUM)
Representatives	Daniel Makes (ISUM) Amarylis Digna O. Yazon (PSUCMI) Choui Li Ong (MUSS) Tarith Thou (CSUM)
Journal Editor	San-Kan Lee (CTSUM)
Website/ Newsletter Editor	Satoshi Nakatani (JSUM)

Organized by



Endorsed by



List of Speakers

Alex Tang Ah Lak	Malaysia	Marian Abdul Malik	Malaysia
Andrew Ngu	Australia	Masatoshi Kudo	Japan
Anushya Vijayananthan	Malaysia	Musarrat Hasan	Pakistan
Byung Ihn Choi	South Korea	Nithyakalyani G	India
Anwar SM Arshad	Malaysia	Nitin Chaubal	India
Arun Kinare	India	Nobuyuki Taniguchi	Japan
Basri Johan Jeet Bin Abdullah	Malaysia	Nur Adura Binti Yaakub	Malaysia
Bhupendra Ahuja	India	Nur Aishah Binti Mohd Taib	Malaysia
Binarwan Halim	Indonesia	Nur Yasmin Yaacob	Malaysia
Chander P. Lulla	India	Pai-Chi Li	Taiwan
Daniel Makes	Indonesia	Prachi Chaubal	India
Dong Guk Paeng	South Korea	Rajas Chaubal	India
Evelyn Ho	Malaysia	Raman Subramaniam	Malaysia
Faizatul Izza Rozalli	Malaysia	Rishya Manikam	Malaysia
Gervais Wan Sai Cheong	Singapore	Rohazly Binti Ismail	Malaysia
H. Sidharta	Indonesia	S Suresh	India
Hans Peter Dietz	Australia	Seung Hyup Kim	South Korea
Hsieh Ching Chang	Taiwan	Shantala Vadeyar	India
Iwaki Akiyama	Japan	Sharifah Mastura	Malaysia
Ixora Kamisan Atan	Malaysia	Sonin Sodov	Mongolia
Jae Young Lee	South Korea	Soodah Osman	Malaysia
Japaraj Robert Peter	Malaysia	Sophie Liem	Holland
John George	Malaysia	Sudheer Gokhale	India
Jyoti Chaubal	India	T P Baskaran	Malaysia
Kartini Binti Rahmat	Malaysia	Vijayalakshmi	Malaysia
Kanu Bala	Bangladesh	Venkata Sai	India
Kwok Yin Leung	Hong Kong	Wilaiporn Bhothisuwan	Thailand
Lee Say Fatt	Malaysia	Datin Wira Dr. Fatimah Binti Moosa	Malaysia
Ma Victoria Torres	Philippine	Won Jae Lee	South Korea
Mahathar Abd Wahab	Malaysia	Yi-Hong Chou	Taiwan
Mala Sibal	India	Yolanda Lee	Hong Kong





30-Year History of
KSUM
Korean Society of Ultrasound in Medicine

From KSMU 1980 to KSUM Open 2010



Asian Federation of Societies for Ultrasound
in Medicine and Biology

History & Archiving Committee

Chairman

Musarrat Hasan M.D

Co-Chairpersons

Wilaiporn Bhothisuwan M.D

Yi Hong Chou M.D

Harjanto Sidharta M.D



First Announcement

WFUMB 2006 SEOUL

May 28 - June 1, 2006

*The 11th Congress of the
World Federation for Ultrasound
in Medicine and Biology*

Korea



AFSUMB 2018

The 13th Congress of the Asian Federation of Societies for
Ultrasound in Medicine and Biology (AFSUMB 2018)

in conjunction with **ACUCI 2018** and **KSUM Open 2018**

Beyond Asia, to the world with US


May 23 (Wed) – 26 (Sat), 2018 | Coex, Seoul, Korea

Scan QR Code to Download
Mobile Application!



www.afsumb2018.org

PROGRAM BOOK



KOREAN SOCIETY OF
ULTRASOUND IN MEDICINE



AFSUMB 2018

The 13th Congress of the Asian Federation of Societies for
Ultrasound in Medicine and Biology (AFSUMB 2018)

in conjunction with ACUCI 2018 and KSUM Open 2018

Beyond Asia, to the World with US

May 23 (Wed.) - 26 (Sat.), 2018
Coex, Seoul, Korea



www.afsumb2018.org



KOREA
TOURISM
ORGANIZATION
www.visitkorea.or.kr

Invitation from the AFSUMB 2018

Dear colleagues and friends,

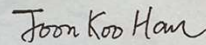
On behalf of the organizing committee, we are pleased to invite you to attend the 13th Congress of the Asian Federation of Societies for Ultrasound in Medicine and Biology (AFSUMB 2018) in conjunction with ACUCI 2018 and KSUM Open 2018 to be held at the Coex in Seoul, Korea from May 23(Wed.) to 26(Sat.), 2018.

This is the second time that Korea has been given the honor to host this prestigious event since it organized the 1992 congress in Seoul. At the AFSUMB 2018, under the theme "Beyond Asia, to the World with US" a large number of professors, doctors, and distinguished leaders from Asia will get together to discuss recently emerging issues and exchange the latest information in the field of ultrasound in medicine and biology. The AFSUMB 2018 scientific program will propose high quality scientific sessions that will provide deeper knowledge and new perspectives on the field of ultrasound in medicine and biology. The program will be a highly rewarding international platform for every one of the participants, and will contribute to the enhancement of the scientific level and quality of our field.

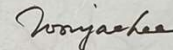
Seoul, the host city of the AFSUMB 2018, is the capital of South Korea. Rich in historical and cultural heritage, it also offers all the possible conveniences and world-class facilities of the international megalopolis that it has become today. May, with its pleasant weather, is the best time to enjoy the beautiful natural scenery that the capital has to offer.

We look forward to welcoming you and your colleagues to the AFSUMB 2018 which promises to be meaningful and fruitful to all the participants.

Sincerely yours,



Joon Koo Han, M.D., Ph.D.
 President, Local Organizing Committee
 The 13th Congress of the Asian Federation of Societies for
 Ultrasound in Medicine and Biology



Won Jae Lee, M.D., Ph.D.
 Chair, Local Organizing Committee
 The 13th Congress of the Asian Federation of Societies for
 Ultrasound in Medicine and Biology

Congress Overview

Title	The 13 th Congress of the Asian Federation of Societies for Ultrasound in Medicine and Biology
Theme	Beyond Asia, to the World with Ultrasound
Date	May 23 (Wed.) – 26 (Sat.), 2018
Venue	Coex, Seoul, Korea
Joint Symposium	ACUCI 2018 / KSUM Open 2018
Expected Attendee	2,000 participants from 25 countries
Official Language	English
Hosted by	Asian Federation of Societies for Ultrasound in Medicine and Biology (AFSUMB)
Organized by	AFSUMB 2018 Local Organizing Committee

Host City



Seoul, Korea's dynamic capital and an industrial and cultural hub of Northeast Asia, is also a city of breathtaking, natural beauty—with the Han River flowing through its heart in harmony with the many mountains surrounding the megalopolis and a rich historic and cultural heritage.

AFSUMB 2018 Secretariat

InSession International Convention Services, Inc.
 4Fl., 10, Yeoksam-ro 7-gil, Gangnam-gu, Seoul 06244, Korea
Phone: +82-2-3452-7157, +82-2-3471-8555 **Fax:** +82-2-521-8683 **E-mail:** afsumb2018@insession.co.kr

KSUM 2020

The 51st Annual Congress of
Korean Society of Ultrasound in Medicine

May 7 (Thu) - 9 (Sat), 2020 | Coex, Seoul, Korea

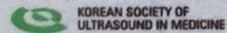
Abstract Submission Due Date - Mar 16 (Mon), 2020

Abstract Acceptance Notice - Mar 30 (Mon), 2020

Pre-registration Due Date - Apr 13 (Mon), 2020



<http://2020.ksum.or.kr>



KOREAN SOCIETY OF
ULTRASOUND IN MEDICINE



KSUM

 KOREAN SOCIETY OF
ULTRASOUND IN MEDICINE

 KSUM
KOREAN SOCIETY OF
ULTRASOUND IN MEDICINE



AFSUMB 2018

The 13th Congress of the Asian Federation of Societies for
Ultrasound in Medicine and Biology (AFSUMB 2018)

in conjunction with **ACUCI 2018** and **KSUM Open 2018**

Beyond Asia, to the world with US

May 23 (Wed.) – 26 (Sat.), 2018
Coex, Seoul, Korea

www.afsumb2018.org

Host

- Introduction of AFSUMB

The Asian Federation of Societies for Ultrasound in Medicine and Biology (AFSUMB) was launched in 1987 with representatives from six countries including Japan, China, Korea, Malaysia, Indonesia, and India. The AFSUMB is currently the largest federation in WFUMB that combines six area federations throughout the world and consists of approximately 50,000 members from 50 countries, including approximately 18,000 members from 16 countries in Asia. In addition to the AFSUMB Congress, the AFSUMB has been providing its members with diverse educational opportunities such as the WFUMB COE in Asia to share the latest information in the field of ultrasound in medicine and biology.



- Officers and Councilors of the AFSUMB (2016-2018)

Immediate Past President	Yi-Hong Chou (CTSUM)
President	Masatoshi Kudo (JSUM)
President-elect	Won Jae Lee (KSUM)
Vice-President 1	Kanu Bala (BSU)
Vice-President 2	Jae Young Lee (KSUM)
Secretary	Yung-Liang Wan (CTSUM)
Treasurer	Iwaki Akiyama (JSUM)
Councilors	Yoshiki Hirooka (JSUM)
	Jeong Yeon Cho (KSUM)
	Wen-Jin Cherng (CTSUM)
	Yu Xin Jiang (SUM/CMA)
	T LN Praveen (IFUMB)
	Wilaiporn Bhothisuwan (MUST)
Co-opted Councilors	Sodov Sonin (MSDU)
	Musarrat Hasan (USP)
	TP Baskaran (MSUM)
	H. Sidharta (ISUM)
Representatives	Rodney L. Fernan (PSUCMI)
	Chiou Li Ong (MUS)
	Tarith Thou (CSUM)
	Mukhtar Alam Ansari (USN)
Journal Editor	San-Kan Lee (CTSUM)
Website/Newsletter Editor	Satoshi Nakatani (JSUM)



KOREAN SOCIETY OF
ULTRASOUND IN MEDICINE



KOREAN SOCIETY OF
ULTRASOUND IN MEDICINE

KSUM *Open* 2013

The 44th Annual Congress of
Korean Society of Ultrasound in Medicine

Congress Dinner

May 24(Fri), 2013
COEX GrandBallroom 104, 105



**The 10th Congress
of Asian Federation
of Societies
for Ultrasound in
Medicine and Biology**

AFSUMB - BALI

**Discovery
Kartika Plaza
Hotel & Villas,
Kuta, Bali, Indonesia
November 14 - 17, 2012**

<http://www.puski.org>

Malaysia's Bid to host
**The 11th Congress of the
Asian Federation of Societies
for Ultrasound in Medicine and Biology
(AFSUMB) 2014**



ASIAN FEDERATION OF SOCIETIES
FOR ULTRASOUND
IN MEDICINE AND BIOLOGY



Malaysian Society
for Ultrasound in Medicine
(MSUM)

Malaysia, cordially invites the Asian Federation of Societies for Ultrasound in Medicine and Biology (AFSUMB) to stage the 11th Congress of the Asian Federation of Societies for Ultrasound in Medicine and Biology (AFSUMB Congress) 2014 in Kuala Lumpur, Malaysia.

Malaysian Society of Ultrasound in Medicine

Malaysian Society of Ultrasound in Medicine was formed in 1982. It joined the AFSUMB as a founding member in 1987. As an active member, we bid and successfully ran the 6th AFSUMB congress in Kuala Lumpur in October 2001.

The local organizing committee is headed by Dr. T.P. Baskaran as the Chairman, Dr. Amir as the Secretary, Dr. Anushya as the Treasurer and 3 other committee members. The scientific committee is made up leading professionals in the fields of radiology, obstetrics and gynaecology and other fields of medicine.



Congress Objective

The main objective of the hosting the AFSUMB is to increase the networking and collaboration which may arise from this event between the local members and the regional members. In addition it will also create avenues for exchange of ideas and research projects. The local participants will also have a chance to listen to leaders in ultrasound at the congress. AFSUMB on the other hand will benefit from the excellent venue which will be provided by the local organizing committee as well as the well-known hospitality of Malaysia.

AFSUMB 2014 Theme

The local committee has proposed the theme **'Converting Ultrasound images to Clinical Excellence'** for the 11th AFSUMB keeping in mind that there is an increasing role of ultrasound in delivering optimal management in many areas of medicine.

We hope to ensure that the scientific programme will be tailored with this theme. It is also hoped that, the participants will be encouraged to present their clinical experience in the form of scientific papers.



Destination

South East Asia has a population of over 622 million people and with its neighbours of Southern Asia and North East Asia it accounts for over 50% of the world's population.

Malaysia

Malaysia is an easy place to stage international conventions. English is widely spoken yet it is multilingual. Malaysia's mix of Malay, Chinese, Indian, Middle Eastern and Western cultures means it can cater well for a diversity of food, language and cultural needs.

Malaysia is emerging as a role model for other developing countries making it an attractive destination and centre as the leading electrical and electronic product exporters worldwide. It is the true melting pot of Asia as the major cultures of China, India and the Malay Race flourish in an exciting blend of multi-ethnic experiences.



Proposed Dates

The meeting space has been reserved from 29th October - 1st November 2014 at the proposed meeting venue - Kuala Lumpur Convention Centre. It is strategically located at the city centre with excellent public facilities, local transportation link and choice of accommodation to cater for AFSUMB Congress delegate's needs.

Congress Information

Date	October 23-27, 1998
Venue	Taipei International Convention Center
Language	English is the official language of the Congress. Simultaneous interpretation into other languages will not be provided.
Registration	Official registration form will be forwarded together with the 2nd announcement. Please contact the Congress Secretariat for further information.
Accommodation & Tour	Information to be included in the 2nd announcement.
Climate	From September to November, the climate is at its most pleasant with clear sunny days and average temperatures of 20°C-26°C (68°F-79°F). Evenings can be chilly and you may need a light jacket.
Scientific Program	The scientific program of the Congress will be composed of plenary sessions, symposia, mini-courses, free paper presentation/workshops and scientific posters. Further information will be provided in the 2nd Announcement.
Exhibition	Commercial exhibition will be held at Taipei International Convention Center during October 24-27, 1998.
Secretariat	The 5th Congress of AFSUMB Chinese Taipei Society of Ultrasound in Medicine No. 1, Chang-Te Street, Taipei, Taiwan Tel: +886-2-381-6933 Fax: +886-2-381-6939

Asian Federation of Societies for Ultrasound in Medicine and Biology (AFSUMB)

Executive Committee

President Elect	: Hsi-Yao Chen (Taiwan)
Acting President	: Hiroki Watanabe (Japan)
Secretary General	: Kiyoshi Nakayama (Japan)
Treasurer	: Byung Ihn Choi (Korea)
Councillor	: Daniel Makes (Indonesia) Shih-Ming Wang (Taiwan) Zhizhang Xu (China)
Co-operated Councillor	: Kittipong Vairojanavong (Thailand) Ravi Chandran (Malaysia) Yoshihide Chiba (Japan)
Journal Editor	: Toshio Wagai (Japan)

The 5th Congress of AFSUMB

President	: Hsi-Yao Chen
Honorary Vice President	: Benjamin N. Chiang
Vice President	: Shih-Ming Wang Fon-Jou Hsieh Cheng-Wen Chiang

Organizing Committee

Chairman	: Fon-Jou Hsieh
Secretary General	: Yi-Hong Chou
Deputy Secretary-General	: Pan-Chyr Yang Kuo-Ching Yang Ching-Chang Hsieh Wen-Jone Chen
Treasurer	: Wen-Bin Shieh Chui-Mei Tiu Tsang-Tang Hsieh

International Advisory Committee

WFUMB (World Federation for Ultrasound in Medicine and Biology)

B.B. Goldberg (USA)	H. Lutz (Germany)
H. Watanabe (Japan)	D.E. Robinson (Australia)
S. Hancke (Denmark)	M.C. Ziskin (USA)
M. Fukuda (Japan)	B. Buttery (Australia)
G.G. Cerri (Brazil)	S.H. Elk-Nes (Norway)
C.B. Merritt (USA)	C. A. Bruguera (Argentina)
H. Gharbi (Tunisia)	M. Makuuchi (Japan)
P. N.T. Wells (UK)	

AFSUMB (Asian Federation of Society for Ultrasound in Medicine and Biology)

H. Watanabe (Japan)	C.W. Kim (Korea)
K. Nakayama (Japan)	B.I. Choi (Korea)
T. Wagai (Japan)	Z.Z. Xu (China)
D. Makes (Indonesia)	Y. Chiba (Japan)
K. Vairojanavong (Thailand)	R. Chandran (Malaysia)

Organized by Chinese Taipei Society of Ultrasound in Medicine (CTSUM)

First Announcement

AFSUMB 1998

The 5th Congress of the Asian Federation of Societies for Ultrasound in Medicine and Biology

October 23-27, 1998
Taipei, Taiwan

'98
AFSUMB





**The 10th Congress
of Asian Federation
of Societies
for Ultrasound in
Medicine and Biology**

AFSUMB - BALI

**Discovery
Kartika Plaza
Hotel & Villas,
Kuta, Bali, Indonesia
November 14 - 17, 2012**

<http://www.puski.org>

AFSUMB 2018

The 13th Congress of the Asian Federation of Societies for Ultrasound in Medicine and Biology

in conjunction with ACUCI 2018 and KSUM Open 2018

May 23 (Wed.) - 26 (Sat.), 2018 | Coex, Seoul, Korea

[FR-0152]

Summit Meeting of Asian Ultrasound Societies Schedules

For your information, kindly refer to the Summit Meeting schedules as below.

Meeting	Date	Time	Place
Summit Meeting of Asian Ultrasound Societies	May 25(Fri)	12:00-13:10	Room 205

*AFSUMB Teachers for Workshop 2004
Karachi, Pakistan*



Dr. Kittipong
Vairojanavong



Dr. Yi Hong Chou



Dr. C. V. Vanjani



Dr. Safdar A. Malik



Dr. M. Saulat Nawaz



Dr. Musarrat Hasan



Dr. Shahida Zaidi

Welcome Messages

Dear colleagues,

It is our pleasure and honor to welcome you to attend the **10th Asian Federation of Societies for Ultrasound in Medicine and Biology (AFSUMB) Workshop** which is co-organized by Asia & Oceania Federation of Obstetrics & Gynaecology (**AOFOG**), The Obstetrical & Gynaecological Society of Hong Kong (**OGSHK**), Hong Kong Society of Paediatric Cardiology (**HKSPC**), and Hong Kong Society for Ultrasound in Medicine (**HKSUM**)

The aim of this workshop is to provide continuous education to doctors, sonographers, midwives, nurses and other health care professionals. This is the first time that AFSUMB holds its meeting in Hong Kong. HKSUM is an affiliated society of AFSUMB which is under the umbrella of World Federation of Societies for Ultrasound in Medicine and Biology (WFUMB). It is also the first time the meeting is co-organized by AOFOG in which OGSHK is the representative society from Hong Kong. It is also the first time that HKSPC co-organize this workshop in which fetal/ paediatric echocardiography is a highlight.

The program is very interesting, and consists of two parallel sessions:

A: *Obstetrical and gynaecological ultrasound*

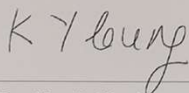
B: *Ultrasonography of abdomen, neck, breast, adult and fetal echocardiography*

We have nine overseas and 28 local speakers. This provides an excellent platform to exchange medical knowledge and experience in ultrasonography. We believe that this will improve the standard of ultrasonographic practice, and hence medical care in Hong Kong. Our patients will be benefited eventually.

We are pleased to offer low registration fees so that more people can attend this workshop.


Hope that you would enjoy and benefit from this workshop.

Regards,



Dr. Kwok Yin Leung

*Chair, local organizing committee
President, HKSUM
President, OGSHK
Chairman, USG Committee, AOFOG*



Dr. Lilian Leung

*Co-chair, local organizing committee
Vice-President, HKSUM
Founding & Immediate Past President,
Hong Kong College of Radiologists*



Asian Federation of Societies for Ultrasound in Medicine and Biology

Immediate Past President	Dr. Cheng-Wen CHIANG (CTSUM)
President	Dr. Nobuyuki TANIGUCHI (JSUM)
President-elect	Dr. Seung Hyup KIM (KSUM)
Vice-President-1	Dr. C.V. VANJANI (IFUMB)
Vice-President-2	Dr. H. SIDHARTA (ISUM)
Secretary	Dr. Yi-Hong CHOU (CTSUM)
Treasurer	Dr. Masatoshi KUDO (JSUM)
Councilor	Dr. Iwaki AKIYAMA (JSUM)
	Dr. Kanu BALA (BSU)
	Dr. Musarrat HASAN (USP)
	Dr. Jae Young LEE (KSUM)
	Dr. Sien-Sing YANG (CTSUM)
	Dr. Yun ZHANG (SUM/CMA)
Co-opted Councilor	Dr. TP BASKARAN (MSUM)
	Dr. Wilaiporn BHOTHISUWAN (MUST)
	Dr. Dorita EANGELISTA (PSUCMI)
	Dr. Sodov SONIN (MSDU)
Journal Editor	Dr. Chi-Ping CHEN (CTSUM)
Website/Newsletter Editor	Dr. Shiro KOZUMA (JSUM)
Representative	Dr. Kwok Yin LEUNG (HKSUM)
	Dr. Chiou Li ONG (MUSS)
	Dr. Tarith THOU (CSUM)

List of Speakers

Overseas

AFSUMB

Prof. Kanu Bala (Bangladesh)	Prof. Seung Hyup Kim (Korea)
Prof. Wilaiporn Bhothisuwan (Thailand)	Prof. Nobuyuki Taniguchi (Japan)
Prof. Yi-Hong Chou (Taiwan)	Prof. Chui-Mei Tiu (Taiwan)
Dr. Musarrat Hasan (Pakistan)	Prof. Sien-Sing Yang (Taiwan)

AOFOG

Prof. PK Shah (India)

HKSPC

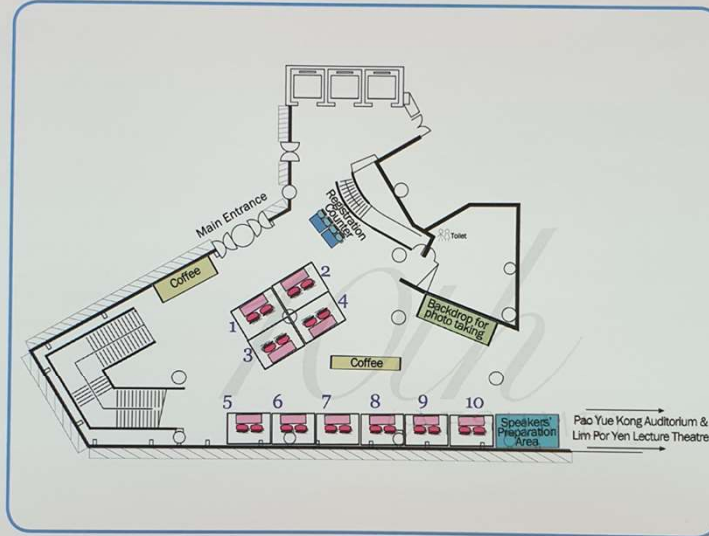
Dr. Lance Fong (Melbourne)

Local Faculty

Dr. Joyce Chai	Assistant Professor, O&G, HKU
Dr. Chan Chong Pun, Ben	Specialist, O&G, Femina Healthcare
Dr. Chan Kam Tim	Consultant, Department of Cardiology, QEH
Dr. Chan Shing Chee, Symphorosa	Consultant, Department of O&G, NTEC
Dr. Chau Kai Tung, Adolphus	COS, Department of Cardiology, QMH
Dr. Cheung Yuk Tong, Vincent	Consultant, Department of O&G, QMH
Prof. Cheung Yiu Fai	Department of Paediatric Cardiology, HKU
Dr. Fong Nai Chung	AC, Department of Paediatrics & AM, PMH
Dr. Fung Tak Yuen	COS, Department of Obs, Baptist Hospital
Dr. Hui Pui Wah, Amelia	Consultant, Department of O&G, QMH
Dr. Hui Kei Tat, Peter	AC, Department of Radiology, QMH
Dr. Lam Chun Wai	AC, Department of Cardiology, AHNH
Ms. Lam Hoi Ling, Christina	Senior Radiographer, Department of Radiology, QMH
Dr. Lam Po Mui, Emily	Specialist, O&G
Dr. Lau Wing Hang, Vince	AC, Department of Radiology, QMH
Dr. Lau Wai Lam	Consultant, Department of O&G, KWH
Dr. Lau Tze Kin	Specialist, O&G
Dr. Lee Chin Peng	Consultant, Department of O&G, QMH
Dr. Lee Shuk Han, Maria	Consultant, Department of Paediatrics, QEH
Dr. Leung Kwok Yin	COS, Department of O&G, QEH
Dr. Leung Wing Cheong	COS, Department of O&G, KWH
Dr. Li Hang Wun, Raymond	AC, Department of O&G, QMH
Dr. Lo Tsz Kin	AC, Department of O&G, KWH
Dr. Ngu Siew Fei	Assistant Prof, Department of O&G, HKU
Ms. Poon Chung Fan	APN, Department of O&G, QEH
Dr. Wong Chi Yuen	Specialist, Department of Cardiology, QEH
Dr. Wong Ka Kin	AC, Department of Radiology, QMH

Floor Plan For Scientific Sessions and Trade Exhibition

Floor Plans



Booth No.	Company
1	Mead Johnson Nutrition (H.K.) Ltd.
2	Shun On Healthcare Ltd.
3	Ferring Pharmaceuticals Ltd.
4	Janssen Hong Kong
5	Sanko Medical Systems (H.K.) Ltd.
6	Ultronics Enterprise Ltd.
7	Alfax International Ltd.
8	Philips Healthcare
9	Bayer HealthCare Ltd.
10	Fonterra Brands (Hong Kong) Ltd.



Dr. Lance Fong

Consultant Cardiologist Monash Medical Centre, Victoria, Australia
Mercy Hospital for Women, Victoria, Australia
Epworth Hospital, Victoria, Australia
Cabrini Hospital, Victoria, Australia
South Eastern Private Hospital, Victoria, Australia

Previous Appointments

1991 - 2005	Consultant Cardiologist, Royal Children's Hospital, Victoria, Australia
1988 - 1991	Consultant Cardiologist, Southampton General Hospital, United Kingdom
1988 - 1991	Consultant Cardiologist, Chalybeate Hospital, Southampton, United Kingdom
1986 - 1988	Visiting Cardiologist, Children's Hospital of Pittsburgh, United States
1986 - 1988	Visiting Professor, University of Pittsburgh, United States

(AFSUMB)



Prof. P. K. Shah

Prof. & Unit Head, Dept. of Obstetrics & Gynaecology,
Seth G. S. Medical College & KEM Hospital, Parel, Mumbai, India

- President** The Federation of Obstetric and Gynaecological Societies of India (FOGSI)
- President** Indian Association of Gynaecological Endoscopists (IAGE) (2011 - 13)
- Past President** Mumbai OB/GYN Society (MOGS)
- Past President** Indian Federation of Ultrasound in Medicine & Biology (IFUMB)
- Past Chairman** Imaging Science Committee – FOGSI (2001 - 05)
- Past Vice Dean** Indian College of Medical Ultrasound (ICMU)
- Past Chairman** Indian Society of Perinatology & Reproductive Biology

Awards Received

Young Gynaecologist Award, Asia Oceania Federation of Obstetrics & Gynaecology
Dr. C. S. Dawn Prize, Twice, for Best Scientific Paper in the Annual FOGSI Conference All India Congress of Obstetrics and Gynaecology (AICOG)
Life Time Achievement Award for contribution in Ultrasonography Patna 2007



Dr. Tiu Chui-Mei, M.D.

Chief, Pediatric Radiology Department of Radiology,
Veterans General Hospital, Taipei, Taiwan

Associate Professor

National Yang Ming University, School of Medicine, Taipei, Taiwan

Clinical Professor

National Defense Medical Center



Prof. Yang, Sien-Sing, MD.

Associate Professor of Medicine Medical Faculty, China Medical College,
February 1995-2002

Director Liver Unit, Cathay General Hospital,
2001-10

Professor of Medicine Medical Faculty, China Medical University,
August 2002-10

President Society of Ultrasound in Medicine, Taiwan,
Oct 2004-6

Advisory Editorial Board Journal of Medical Ultrasound, 2004

Professor of medicine Medical Faculty, Fu-Jen Catholic University,
2006

President Emeritus Society of Ultrasound in Medicine, Taiwan,
Oct. 2002

Board of Directors Taiwan Liver Cancer Society, Jan 2008

Consultant Liver Unit, Cathay General Hospital, July
2010.

Director Center of International Affairs, Cathay
General Hospital, July 2010.

Visiting Professor Health Science University, Mongolia,
August 2010.

Councilor Asian Federation of Societies for
Ultrasound in Medicine and Biology,
November 2010.



Dr. Musarrat Hasan, MBBS

President, Ultrasound Society of Pakistan

Consultant, Musarrat Ultrasound clinic

Director & CEO Institute of Ultrasound Imaging, which is affiliated with JUREI at Thomas Jefferson University Hospital, Philadelphia PA, U.S.A.



Prof. Seung Hyup KIM, M.D. Ph D

Specialty: Radiology, Genitourinary Radiology

- **Professor** in Radiology, Seoul National University, Seoul, Korea (from 1998.10)
- **Professor** in Radiology and Urology, Seoul National University, Seoul, Korea (from 2003.8)
- **Vice President** of Clinical Services, Seoul National University Hospital (from 2010.6)
- **Council Member**, Asian Federation of Societies for Ultrasound in Medicine and Biology (AFSUMB) (from 2001.10)
- **Member**, National Academy of Medicine of Korea (from 2004.4)
- **Councilor**, WFUMB (from 2009.9)
- **President-elect**, AFSUMB (from 2010.11)
- **Secretary**, ASAR (from 2011.5)
- **President**, KSUM (from 2011.5)
- 323 scientific papers (175 SCI/SCIE journals, 148 non-SCI journals)
- 339 presentations at scientific meetings
- 265 lectures at scientific meetings
- 12 chapters in books
- 9 books, editor



Prof. Wilaiporn Bhothisuwan

President: Siriraj Cancer Center in 2006

Vice president: Siriraj Cancer Center in 2000

Subcommittee scientific boards in many international congresses arranged in Thailand, in Radiology, Surgery, Oncology, Tropical Medicine (SEAMIO-TROP.MED), Medical Consortium, Asian Rhinology

Invited speaker in many international congresses: 3 ASEAN Congresses of Radiology, Asian Rhinology Congress, Joint Meeting of Thailand – New Zealand (RTCOG-RANZCOG), 2 AOCC Congresses, 4 AFSUMB Congresses, 2 WFUMB Congresses, 2 ABDA Congresses, Endocrinology Congress and Workshop, 5 AFSUMB workshops, Annual Scientific Meetings in Indonesia, Malaysia, Educational Courses in Indonesia, Philippines, Malaysia, Singapore, Laos, Cambodia, Mongolia, Bangladesh, etc.

Membership: Thai Medical Council, Thai Medical Consortium, Society of Thai Physicians, Royal College of Radiologists, Medical Ultrasonic Society of Thailand, Asian Federation of Ultrasound in Medicine and Biology, World Federation of Ultrasound in Medicine and Biology, Australian Society of Ultrasound, Asia Oceania College of Radiology, American Roentgen Ray Society, Asian Breast Diseases Society, Siriraj Alumni, Mahidol Alumni



Prof. Yi-Hong Chou

Prof. Yi-Hong Chou, M.D., is **Chief of Ultrasound Section and Breast Imaging** at Taipei Veterans General Hospital and **Professor of Radiology** at National Yang Ming University School of Medicine, Taipei, Taiwan.

He is the **former president** of Society of Ultrasound in Medicine, ROC (SUMROC) (1995-1998), president of AOCC, currently the **Chairman** of Education Committee of the Asian Federation of Societies for Ultrasound in Medicine and Biology (AFSUMB) and SUMROC, the President of Asian Breast Diseases Association (ABDA, 2011-), and the Congress President of AOCC 2010, the Treasurers of Asian Society of Radiology (ASOR) and Asian Society of Abdominal Radiology (ASAR), the **Editor in Chief** of the Journal of Medical Ultrasound (JMU, the official journal of the AFSUMB), and the **Associate Editor** of the Ultrasound in Medicine and Biology (the official journal of World Federation of Ultrasound in Medicine and Biology, WFUMB).

The Faculty

Faculty Biography (Overseas)



Prof. Kanu Bala

MBBS, PhD, FRCP

Professor and Director of the Bangladesh Institute of Ultrasound in Medicine & Research of the University of Science & Technology Chittagong at Dhaka, the Capital City of Bangladesh.

Chairman of the Education Committee of the Asian Federation of Societies for Ultrasound in Medicine and Biology [AFSUMB] since 2007

Prof. Bala is a pioneer of Gastrointestinal Ultrasound, especially of Hydrocolonic Sonography. His works are published in 85 articles as first author and in 65 journals as co-author in various national and international journals. He is serving as editor, reviewer, and member of the editorial board of several national and international journals. Prof. Bala is an international orator and delivered lectures in many international events as invited speaker, key-note speaker, and resource personnel. In 2004, World Federation for Ultrasound in Medicine and Biology [WFUMB] has established its first 'Center of Excellence [COE]' in Dhaka under the leadership of Prof. Kanu Bala.

Prof. Bala is a recipient of the 'Leader of the Profession' award of the University of Science & Technology Chittagong, 'Lifetime Achievement' award of the Bangladesh Society of Ultrasonography, and 'Global Family Physician' award of the World Organization of Family Doctors.



ECHOES

WORLD FEDERATION FOR ULTRASOUND IN MEDICINE AND BIOLOGY

**WFUMB
2003**
Hosted By **AIUM**
June 1-4, Montréal

AFSUMB • EFSUMB • AIUM • FLAUS • ASUM • MASU

NO. 1 / OCTOBER 2002



World Federation for Ultrasound
WFUMB
2006
in Medicine and Biology in 2006
SEOUL

Second Announcement

May 28 - June 1, 2006

The 11th Congress of the
World Federation for Ultrasound
in Medicine and Biology
Seoul, Korea
www.wfumb2006.com



Invitation

Dear Colleagues:



On behalf of the Organizing Committee, it is my great pleasure to invite you to the 11th Congress of the World Federation for Ultrasound in Medicine and Biology (WFUMB) to be held in Seoul, Korea from May 28 to June 1, 2006.

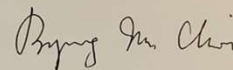
The Korean Organizing Committee plans to offer a very dynamic and stimulating scientific programs. Sessions will cover various categories of the current issues of the ultrasound in medicine and biology. I am sure that the Congress will be a suitable platform for exchanging and sharing ideas, knowledge of the most recent developments and the newest information in medical ultrasound technology.

To accommodate the ever-changing needs and wants of participants, the Organizing Committee of WFUMB'2006 has designed a variety of scientific programs including Plenary Sessions, New Horizon Sessions, Categorical Courses, Special Symposia, Hands-on Sessions, and Scientific Exhibitions. At the state-of-the art technical exhibition, exhibitors will display the latest in ultrasound equipment, supplies, and services. Participants will have ample opportunities to get in direct contact with the ultrasound and medical industry.

Seoul, the Congress destination, is one of the main cultural and technological metropolises of the world, with an extensive offer of high-class cultural events. As a city with a history of more than 600 years, Seoul is the capital of Korea, and possesses a wealth of historical monuments and tourist attractions. Excellent hotels and exceptionally safe and attractive conference venue will make your participation easy and comfortable. The cultural programs and tours during and after the Congress will show you the colors of the city and leave you with lasting memories.

The 11th Congress of the WFUMB, organized by the Korean Society of Medical Ultrasound, will offer you much to see and I promise to make every effort to provide all possible convenience to you. Your active participation will be a cornerstone in achieving a greatly successful Congress in terms not only of academic achievements, but also enhanced cooperation and friendship.

I sincerely hope to have the opportunity to welcome you and your colleagues to the WFUMB'2006 Congress and extend a very warm invitation to you to join us in Seoul, Korea.



Byung Ihn Choi, M.D.
President

The Organizing Committee of WFUMB'2006

Scientific Programs

The extensive scientific programs will cover rapidly developing ultrasound technology and clinical applications. They will include balanced educational and scientific sessions in basic and clinical fields of ultrasound.



Educational sessions include morning categorical courses and symposia with refreshments, on current issues of diagnostic and interventional ultrasound. The sessions during the meeting are designed to cover state-of-the-art technology and clinical applications across a wide range of topics addressed by worldwide experts.



The scientific components include the plenary lectures, scientific sessions, scientific exhibits and image interpretation sessions. The sessions will cover all areas of basic science and clinical applications in ultrasound and major topics including 3D/4D-ultrasound, ultrasound contrast agents, recent developments in instrumentation, and molecular imaging in ultrasound.

Categorical Courses

World-renowned experts will speak on the current issues and the latest information on ultrasound in the fields of radiology, obstetrics, gynecology, and cardiology.

Participants will learn the state-of-the-art technology and clinical applications across a wide range of topics.

Symposia Sessions

Distinguished professionals will deliver four symposia sessions. The radiology session will include the recent development of contrast agent imaging and high-intensity focused ultrasound therapy. The obstetrical session will include the 3D/4D-ultrasound and debate on fetal ultrasound. The cardiology session will cover the latest development of coronary artery imaging and evolving advances in cardiac ultrasound. The current status and future of molecular imaging in ultrasound will be also discussed in the other session.

Plenary Sessions

Ultrasound experts will make presentations on specific topics in a variety of ultrasound fields in these 20 mini-courses. The participants will learn state-of-the-art techniques in performing diagnostic and interventional ultrasound procedures.

Scientific Sessions

There will be 7 concurrent scientific sessions with more than 250 abstract presentations each day. Participants will learn the latest research in basic and clinical fields of ultrasound.

Scientific Exhibition

Participants will be able to view and discuss the latest discoveries in any of more than 150 scientific exhibits presented in visual form. The selected presenters will be accompanied by attendants for in-depth discussion.

Image Interpretation Session

Expert panelists will discuss unknown ultrasound cases. In this session, the participants will learn the skills to diagnose tough cases. There will be three separate sessions on the same day, including radiologic, cardiology, and obstetric ultrasound sessions.

Luncheon Sessions

These small-group sessions will provide an opportunity for the audience to meet leaders of the ultrasound profession and discuss specific topics in detail. There will be separate lunch sessions each day.

Keynote Lectures

Invited distinguished ultrasound professional will lecture on the present and future of ultrasound.

Case of the Day Sessions

Eight unknown cases will be displayed in a visual format. Participants will be able to view the cases of a various ultrasound fields and are encouraged to submit answers and the winner will be awarded.

What's New Session

In this session, selected technical exhibitors will present their state-of-the-art ultrasound technologies.



Information Request



For further information, please copy and fill out the following form and mail or fax to the secretariat. Or you can transmit the contents of this form via E-mail, or use the "Information Request Form" on the website of the 11th Congress of the WFUMB.

Website: www.wfumb2006.com
E-mail: wfumb2006@radiol.snu.ac.kr
Tel: +82-2-763-5627
Fax: +82-2-762-3348

Address: WFUMB'2006 Secretariat
Department of Radiology, Seoul National University
28 Yongon-Dong, Chongno-Gu
Seoul 110-744, Korea

Please Print or Type

Prof Dr Mr Mrs Ms

Given Name: _____ Family Name: _____

Name of Organization: _____

Mailing Address: _____

Postal Code: _____ Country: _____

Tel: _____ Fax: _____

E-mail: _____

■ Useful Websites

Seoul Information : www.metro.seoul.kr
Tourist Information : www.tour2korea.com
Visa Information : www.mofat.go.kr
Congress Information : www.wfumb2006.com



Committees

WFUMB Executive Committee and Councilors

New officers(2003-2006) will be elected in next WFUMB Administrative Council Meeting during the 2003 WFUMB/AIUM Congress.

Regional Advisory Board

Regional Advisory Board members will be nominated after the election of AFSUMB officers and councilors in 2004.

Local Organizing Committee

President	Byung Ihn Choi	
Vice Presidents	Namsik Chung Jae Hoon Lim Chan Sup Shim	Kyung Min Han Shin Yong Moon Suk Wang Yoon
Secretary General	Seung Hyup Kim	
Treasurer	Ki Hwang Kim	
Secretaries	Joon Koo Han Bohyun Kim Hak Jong Lee	Am Kim Hyo Keun Lim Dae Won Sohn
Financial Auditors	Kyoung Sik Cho	Cheol Min Park
Committees	Chairs	Vice Chairs
Scientific Program Committee - Scientific Paper	Hyo Keun Lim Joon Koo Han	Tae Kyung Kim Yong Won Park Chun Sik Yoon
- Scientific Exhibition	In-One Kim	Sung Moon Kim Sang Suk Han
- Refresher Course	Chong Hyun Yoon	Bo-Hyun Yoon Wan Joo Shim
- Image Interpretation Session - Case of the Day	Pyo Nyun Kim Moon-Gyu Lee	Jung Suk Sim Woo Sun Kim
- Audiovisual Equipment	Byung Hee Lee	Jong-chul Shin Hong Dae Kim
Technical Exhibition Committee	Jae Young Byun	Am Kim Tai Kyong Song
Registration Committee	Young Ho Lee	Sa Jin Kim Ho Joong Yoon
Accommodation Committee	Young Tae Ko	Tae Bok Song Jae Bok Chung
Social Program Committee	In Ho Cha	Cheol Min Park Jong Hwa Kim
Publication Committee	Kyung Nam Ryu	Keun Young Lee Dae Won Sohn
Communication and Promotion Committee	Kyoung Sik Cho	Jae Uk Shim Kil Ho Cho

SAVE THE DATE

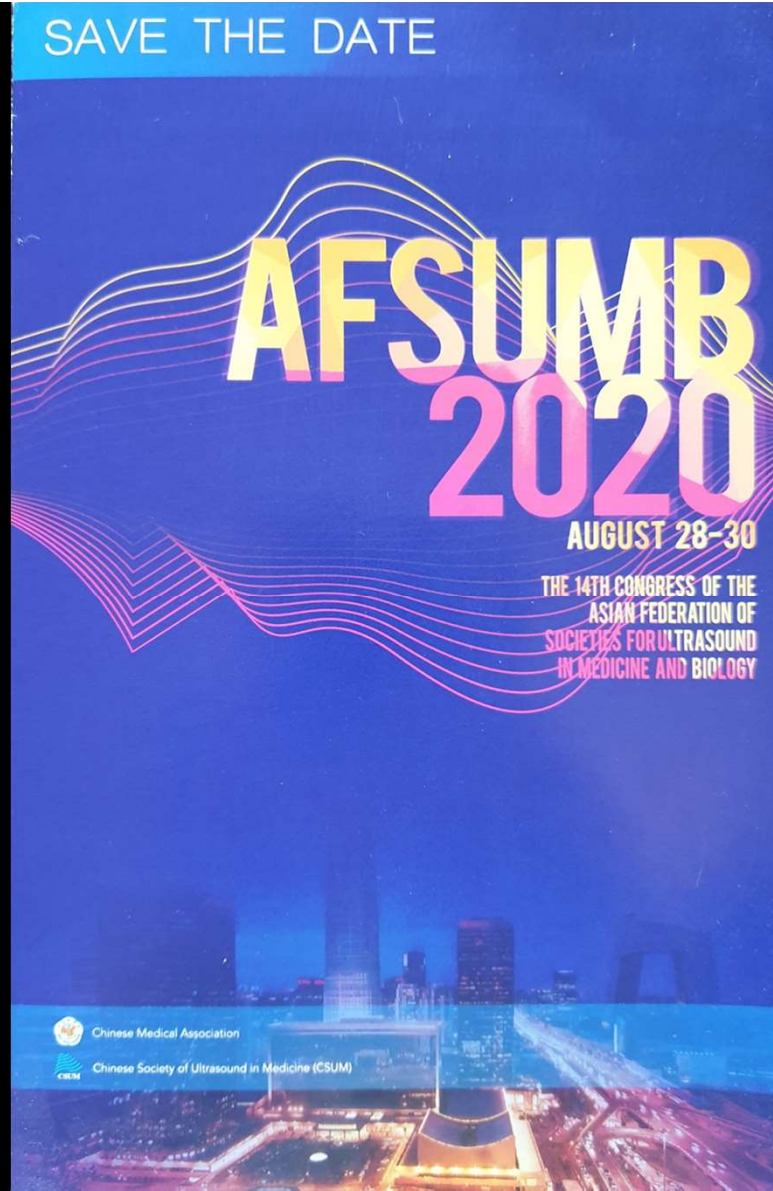
AFSUMB 2020

AUGUST 28-30

THE 14TH CONGRESS OF THE
ASIAN FEDERATION OF
SOCIETIES FOR ULTRASOUND
IN MEDICINE AND BIOLOGY

 Chinese Medical Association

 Chinese Society of Ultrasound in Medicine (CSUM)



The 14th AFSUMB Congress

In 2017, CSUM won the bidding to host the 14th AFSUMB conference. This meeting will be held in August of 2020, which is the best time to visit Beijing. Prof. Yuxin JIANG, Prof. Yun ZHANG and Prof. Ping LIANG will serve as presidents of the meeting. This will be another international meeting held in the capital of China following the 4th AFSUMB conference in 1995 and the 3rd World Summit of Echocardiography in 2015.

With great enthusiasm, both CMA and CSUM will strive to ensure the success of this meeting, and we sincerely look forward to active participation around the globe.

To know more about the 14th AFSUMB, please visit the official website:

www.afsumb2020.com

Or contact:

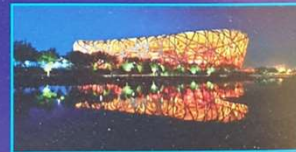
Department of Academic Affairs and Conferences
Chinese Medical Association

42 Dongsi Xidajie, Beijing 100710, CHINA

Email: logistic@afsumb2020.com
register@afsumb2020.com
exhibition@afsumb2020.com



AFSUMB 2020



AFSUMB INDIA 2010



18-21 November, 2010 • Mumbai, India

9TH CONGRESS OF
Asian Federation of Societies for
Ultrasound in Medicine and Biology (AFSUMB)



18-21 November, 2010
at Renaissance Hotel & Convention Centre,
Powai, Mumbai, India



Organised by:
Indian Federation of Ultrasound in Medicine and Biology
(IFUMB)

INVITATION

India is a Land of contrasts with rich heritage. It is a land of sages, of Gautam Buddha, of Lord Rama, Lord Krishna & Mahatma Gandhi who preached and practised non-violence. Here old & new exist side by side.

We invite you to make plans to attend this meeting in November 2010. We promise you excellent scientific program along with unique cultural events and legendary Indian hospitality and we are sure you will take back pleasant memories.

After the Congress, you can explore different regions of India, from mystical and magical Delhi & Agra in north to ancient forts and palaces in Rajasthan, golden beaches in Goa, magnificent temples in Madurai & Chennai in the south, to healing ayurvedic massages in Kerala, the list is endless.

We are immensely thankful to office bearers & council members of Asian Federation of Societies for Ultrasound in Medicine & Biology for giving us an opportunity to host the 9th Congress in India.

Prof. C.V. Vanjani
Patron
AFSUMB Councillor

Prof. P.K. Shah
Organising Chairman

Prof. Nitin Chaubal
Secretary General

Contact:

Dr. C.V. Vanjani
Tel: +91-22-2437 1556
Fax: +91-22-2444 9151
email: vanjani@vsnl.com

Dr. P.K. Shah / Dr. Nitin Chaubal
Cell : +91-93222 34814
Tel. : +91-22-2243 1423
Fax : +91-22-2241 1752
email: ifumb@bom5.vsnl.net.in

www.afsumbindia.org
email : secretariat@afsumbindia.org



10th

Asian Federation of Societies for Ultrasound in Medicine and Biology (AFSUMB) Workshop

11 & 12 August 2012 (Saturday & Sunday)

Hong Kong Academy of Medicine Building, Hong Kong



Organized by:

Asia & Oceania Federation of Obstetrics & Gynaecology (AFOG)
The Obstetrical & Gynaecological Society of Hong Kong (OGSHK)
Hong Kong Society of Paediatric Cardiology (HKSPC)
Hong Kong Society for Ultrasound in Medicine (HKSUM)





An Affiliate of:



presents

PSUCMI 14th ANNUAL CONVENTION

Continuous growth and advancement
of ultrasound towards 2018

"20th Anniversary"

with point of care ultrasound workshop



New

TICKETED HANDS-ON

CLOSE SESSION

- MSK TRACK

- OB TRACK

MARCH 11-12, 2016

New World Manila Bay Hotel

(Formerly Hyatt Hotel and Casino)

1588 Pedro Gil Corner MH Del Pilar, Malate, Manila

With PMA-CME 100 Units

PSUCMI

PHILIPPINE SOCIETY OF ULTRASOUND IN MEDICAL MEDICINE INCORPORATED

An Affiliate of:
Asian Federation of Societies for Ultrasound in Medicine and Biology
World Federation for Ultrasound in Medicine and Biology
Philippine Medical Association

14th ANNUAL CONVENTION

CONTINUOUS GROWTH AND ADVANCEMENT
OF ULTRASOUND TOWARDS 2018
"20TH ANNIVERSARY"

on
March 11 & 12, 2016
(Friday & Saturday)
at
NEW WORLD MANILA BAY HOTEL
(Formerly Hyatt Hotel and Casino)
1588 Pedro Gil Corner MH Del Pilar, Malate, Manila

This is an invitation

Final Announcement



**The 10th Congress
of Asian Federation
of Societies
for Ultrasound in
Medicine and Biology
AFSUMB - BALI**

**Discovery Kartika Plaza
Hotel & Villas
Kuta, Bali, Indonesia**

November 7 – 10, 2012

www.afsumbbali2012.org





AFSUMB - BALI

CONGRESS SECRETARIAT

Medical Ultrasound Training Centre
LPUK-USG Building 1st – 3rd floor
Jl. Radio Dalam Raya No. 1 B, Kebayoran Baru
Jakarta Selatan 12140 - Indonesia
Phone : (62-21) – 7230060 / 7258135
Fax : (62-21) – 7230061
Email : isum@centrin.net.id / intium@cbn.net.id
<http://www.puski.org>
Contact : Kartini, Sella & Mani

Invitation



WFUMB 2017 TAIPEI

The 16th World Federation for Ultrasound in Medicine and
Biology Congress in 2017 in conjunction with the 9th Asian
Conference on Ultrasound Contrast Imaging and Chinese
Taipei Society of Ultrasound in Medicine Annual Convention

Dear Distinguished Guests,

In appreciation of your generous support and participation in the 16th World Federation
for Ultrasound in Medicine and Biology Congress in 2017
(WFUMB 2017 TAIPEI)
in conjunction with 9th Asian Conference on Ultrasound Contrast Imaging
(ACUCI 2017) and Chinese Taipei Society of Ultrasound in Medicine Annual Convention
we cordially invite you to join us in the following event.

President's Dinner

18:30-20:30, Sunday October 15, 2017
3F, Grand Ballroom I, GRAND HYATT TAIPEI
(2, SongShou Road, Taipei, Taiwan, 11051)

Yours Sincerely,

Handwritten signature of Cheng-Wen Chiang in cursive.

Cheng-Wen Chiang, MD., FAPSC, FACC,
Co-President, WFUMB 2017 TAIPEI Chairman,
Organizing Committee, WFUMB 2017 TAIPEI

Handwritten signature of Harvey Nisenbaum in cursive.

Harvey Nisenbaum, MD., FACR, FAIUM, FSRU
Co-President, WFUMB 2017 TAIPEI
President, WFUMB

Invitation



WFUMB 2017 TAIPEI

The 16th World Federation for Ultrasound in Medicine and
Biology Congress in 2017 in conjunction with the 9th Asian
Conference on Ultrasound Contrast Imaging and Chinese
Taipei Society of Ultrasound in Medicine Annual Convention

Dear Distinguished Guests,

In appreciation of your generous support and participation in the 16th World Federation
for Ultrasound in Medicine and Biology Congress in 2017

(WFUMB 2017 TAIPEI)

in conjunction with 9th Asian Conference on Ultrasound Contrast Imaging
(ACUCI 2017) and Chinese Taipei Society of Ultrasound in Medicine Annual Convention
we cordially invite you to join us in the following event.

Gala Dinner

18:30-21:00, Saturday October 14, 2017

12F, Grand Ball Room, The Grand Hotel

(No.1, Chung Shan N.Rd., Sec.4, Taipei)

Yours Sincerely,

Cheng-Wen Chiang, MD., FAPSC, FACC,
Co-President, WFUMB 2017 TAIPEI Chairman,
Organizing Committee, WFUMB 2017 TAIPEI

Harvey Nisenbaum, MD., FACR, FAIUM, FSRU
Co-President, WFUMB 2017 TAIPEI
President, WFUMB

Invitation



WFUMB 2017 TAIPEI

The 16th World Federation for Ultrasound in Medicine and
Biology Congress in 2017 in conjunction with the 9th Asian
Conference on Ultrasound Contrast Imaging and Chinese
Taipei Society of Ultrasound in Medicine Annual Convention

Dear Distinguished Guests,

In appreciation of your generous support and participation in the 16th World Federation
for Ultrasound in Medicine and Biology Congress in 2017
(WFUMB 2017 TAIPEI)
in conjunction with 9th Asian Conference on Ultrasound Contrast Imaging
(ACUCI 2017) and Chinese Taipei Society of Ultrasound in Medicine Annual Convention
we cordially invite you to join us in the following event.

Faculty Dinner

18:30 ~ 20:30, Monday, October 16, 2017

4F, VIP Room TICC

(No. 1, XinYi Rd., Sec. 5, Taipei, Taiwan)

Yours Sincerely,

Handwritten signature of Cheng-Wen Chiang in cursive.

Cheng-Wen Chiang, MD., FAPSC, FACC,
Co-President, WFUMB 2017 TAIPEI Chairman,
Organizing Committee, WFUMB 2017 TAIPEI

Handwritten signature of Harvey Nisenbaum in cursive.

Harvey Nisenbaum, MD., FACR, FAIUM, FSRU
Co-President, WFUMB 2017 TAIPEI
President, WFUMB



WFUMB 2017 TAIPEI

The 16th World Federation for Ultrasound in Medicine and Biology Congress in 2017 in conjunction with

◉ CTSUM Annual Convention ◉ 9th ACUCI

Organizers:



World Federation for
Ultrasound in Medicine
and Biology (WFUMB)



Chinese Taipei Society
of Ultrasound in
Medicine (CTSUM)



2017 October
13-17
SAVE THE DATE!

Taipei International Convention Center (TICC), Taipei, Taiwan

Invitation

The Committee of
18th AFSUMB Workshop &
6th Jakarta WFUMB-COE
Cordially invited you to the



AC Member, Faculty & Overseas Participants Dinner

18th AFSUMB Workshop & 6th Jakarta WFUMB-COE

Friday, 29 November 2019

At 19.00 – 22.00

At Bugis Room, Floor 5

Novotel Mangga Dua Square

Dress Code: Smart Casual / Batik

Please bring along this invitation

This invitation valid for one person only




FIRST ANNOUNCEMENT

**The 6th Congress of the
Asian Federation of
Societies for Ultrasound
in Medicine and Biology**

October 21st – 25th 2001
Kuala Lumpur, Malaysia

**AFSUMB'01
Kuala Lumpur**



Towards a common vision

**Asian Federation of Societies for
Ultrasound in Medicine & Biology (AFSUMB)**

Executive Committee

President	: Hsi-Yao Chen (Taiwan)
Vice-President	: Daniel Makes (Indonesia)
President-Elect	: Hiroki Watanabe (Japan)
Secretary	: Yoshihide Chiba (Japan)
Treasurer	: Byung-Ihn Choi (Korea)
Councillors	: Masatoshi Makuuchi (Japan)
	: Fon-Jou Hsieh (Taiwan)
	: Yong-Ho Ahn (Korea)
	: Kittipong Vairojanavong (Thailand)
Co-opted Councillors	: Melani Setiawan (Indonesia)
	: Zhi-Zang Xu (China)
	: Ravi Chandran (Malaysia)
Journal Editor	: Toshio Wagai (Japan)

The 6th Congress of AFSUMB

Organizing Committee

President	: S Raman
Secretary-General	: Ravi Chandran
Deputy Secretary-General	: Patrick Chia
Treasurer	: Maimunah Atan
Scientific Programme	: Basri Johan J. Abdullah
Exhibition	: Thillakkannu A.

International Advisory Committee

WFUMB (World Federation for Ultrasound in Medicine & Biology)

H Lutz (Germany)	L Bolondi (Italy)
G Cerri (Brazil)	L Platt (USA)
H Y Chen (Taiwan)	A Belinsky (Argentina)
S Hancke (Denmark)	R Gill (Australia)
M Ziskin (USA)	H Gharbi (Tunisia)
H Watanabe (Japan)	B I Choi (Korea)
B Goldberg (USA)	S Eik-Nes (Norway)
M Makuuchi (Japan)	C Merrit (USA)

AFSUMB (Asian Federation of Societies for Ultrasound in
Medicine & Biology)

H Y Chen (Taiwan)	H Watanabe (Japan)
Daniel Makes (Indonesia)	Y Chiba (Japan)
B I Choi (Korea)	M Makuuchi (Japan)
F J Hsieh (Taiwan)	Y H Ahn (Korea)
Z Z Xu (China)	K Vairojanavong (Thailand)



Organised by:
**Malaysian Society of Ultrasound
in Medicine**



KOREAN SOCIETY OF
ULTRASOUND IN MEDICINE



AFSUMB 2018

The 13th Congress of the Asian Federation of Societies for
Ultrasound in Medicine and Biology (AFSUMB 2018)

in conjunction with ACUCI 2018 and KSUM Open 2018

Beyond Asia, to the World with US

May 23 (Wed.) – 26 (Sat.), 2018
Coex, Seoul, Korea



www.afsumb2018.org



KOREA
TOURISM
ORGANIZATION
www.visitkorea.or.kr

16th World Federation for Ultrasound in Medicine and Biology Congress



WFUMB 2017 TAIPEI



October 13-17, 2017

Taipei International Convention Center, Taipei, Taiwan

Hosted by

Chinese Taipei Society of Ultrasound in Medicine


Secretariat: Chinese Taipei Society of Ultrasound in Medicine

Tel: +886 2 2553 1757

Fax: +886 2 2553 1759

Website: <http://www.wfumb2017.org>

E-mail address: wfumb2017@wfumb2017.org



The 11th Congress of Asian Federation
of Societies for Ultrasound in Medicine
and Biology (AFSUMB) 2014



KUALA LUMPUR
CONVENTION CENTRE

31 October 2014

Menu

“Imperial Majesty”
with five happiness variety combination

Szechuan hot and sour seafood soup

Stir-fried chicken diced
with bell peppers in shredded yam basket garnished
with roasted cashew nuts

Deep-fried pink snapper
served with sweet and fragrant citrus sauce
garnished with julienne of ginger flower, kaffir lime
and garlic crisps

Braised combination of garden spring vegetables
with “pei pa” beancurd

Crispy egg noodle
with sea treasures in superior broth

Sweet mandarin surprise

Chinese tea

The 11th Congress of Asian Federation
of Societies for Ultrasound in Medicine
and Biology (AFSUMB) 2014



KUALA LUMPUR
CONVENTION CENTRE

1 November 2014

Soup

Cream of wild mushroom soup

Main Course

Oven-baked chicken rolled with spinach and mushroom
served with sauteed seasonal vegetables
and sage onion potato puree, drizzled with bell pepper sauce

Dessert

Chocolate tiramisu

Freshly brewed coffee and tea

**Medical
Diagnostic
Ultrasound:
A Retrospective
on Its
40th Anniversary**



HEALTH SCIENCES

Pocket Program



**The 10th Congress
of Asian Federation
of Societies
for Ultrasound in
Medicine and Biology
AFSUMB - BALI**



**Discovery Kartika Plaza Hotel & Villas
Kuta, Bali, Indonesia
November 7 - 10, 2012**

www.afsumbbali2012.org

The 8th Asian Conference on Ultrasound Contrast Imaging

ACUCI

89th JSUM / 12th AFSUMB / JABTS36

Ultrasonic Week 2016



Better World with 3 US

(Ultrasound, Outdoors in, and Ultimate Skills)

Date | **May 26** (Thu.), **27** (Fri.), 2016

Venue | Kyoto International Conference Center @CC Kyoto
Grand Prince Hotel Kyoto

President | **Masatoshi Kudo, MD, PhD**
Department of Gastroenterology and Hepatology
Kinki University School of Medicine

<http://www2.convention.co.jp/acuci2016>

Secretary | Department of Gastroenterology and Hepatology, Kinki University School of Medicine
377-8 Ohira Higashi, Osaka 596-8586, Osaka, 596-8511, Japan
TEL: +81-72-266-0223 (ext. 3140) FAX: +81-72-247-2980

**acuci2016@convention.co.jp

Deadline for abstract submission
December 24, 2015

The 12th Congress of the
Asian Federation of Societies for Ultrasound in Medicine and Biology



AFSUMB

89th JSUM / JABTS36 / 8th ACUCI

Ultrasonic Week 2016



Better World with 3 US
(Ultrasound, Oncology, and Ultrasound Skill)

Date | **May 27** (Fri.) – **29** (Sun.), 2016

Venue | Kyoto International Conference Center (ICC Kyoto)
Grand Prince Hotel Kyoto


President | Masatoshi Kudo, MD, PhD
Department of Gastroenterology and Hepatology
Kinki University School of Medicine

<http://www.afsumb.org/>
<http://www2.convention.co.jp/afsumb2016>

Secretary | Department of Gastroenterology and Hepatology, Kinki University School of Medicine
177-2 Ohno-Asagiri, Suita, Osaka 565-0811, Japan
TEL: +81-72-386-8271, FAX: +81-72-387-7886
afsumb2016@kcinet.ku.ac.jp

Deadline for abstract submissions
December 24, 2015

**THE 3rd CONGRESS OF ASIAN FEDERATION
OF SOCIETIES FOR ULTRASOUND IN
MEDICINE AND BIOLOGY (AFSUMB '92)**



August 30-September 3, 1992
SEOUL, KOREA

3rd Announcement

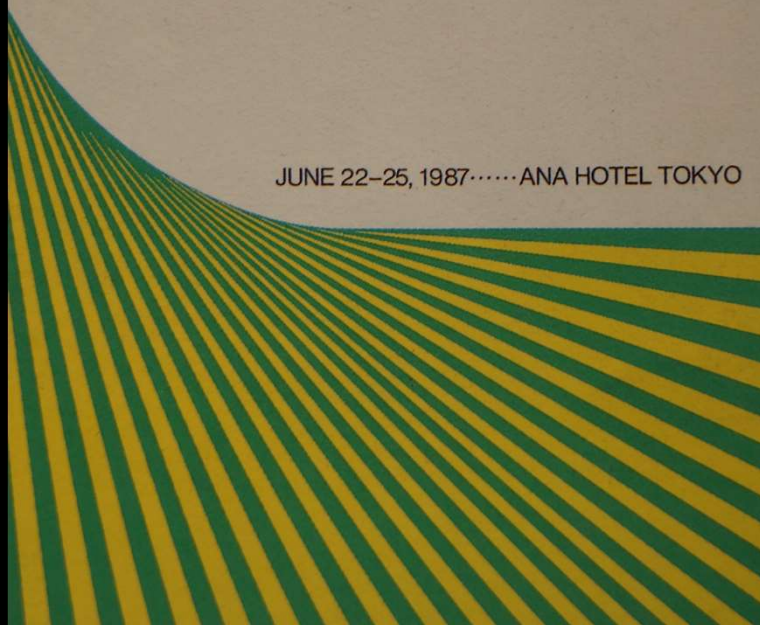


AFSUMB TOKYO '87)

**THE FIRST CONGRESS OF
ASIAN FEDERATION
OF SOCIETIES
FOR ULTRASOUND IN MEDICINE
AND BIOLOGY**

PROGRAM & ABSTRACTS

JUNE 22-25, 1987.....ANA HOTEL TOKYO




AFSUMB'92



THE 3rd CONGRESS OF
ASIAN FEDERATION OF SOCIETIES
FOR ULTRASOUND IN MEDICINE AND BIOLOGY

Program & Abstracts




Byung Ihn Choi, M.D.
Department of Radiology
Seoul National University Hospital
28, Yongon-Dong, Chongno-Gu,
Seoul, 110-744, Korea

August 30-September 3, 1992 Seoul, Korea



*The 14th Congress of Asian Federation
of Societies for Ultrasound in Medicine
and Biology (AFSUMB'05)*



●The dates have been moved up to
August 5- 9, 2005 to keep off from
World Congress on Women and NGO

●1500 Local Chinese are expected to our Congress
August 5- 9, 2005

Beijing International Convention Centre
Beijing, China

Send Announcement and Call for Papers



9th
Congress of
Asian Federation of Societies for
Ultrasound in Medicine and Biology

18-21 November, 2010 - The Ashok, New Delhi

Organized by
Indian Federation of Ultrasound
in Medicine and Biology



A-FSUMB 2010



Byard Wn ChOL M D
Consultant in Paediatric
Surgical Radiology, Apollo Hospital
115, Jawahar Road, Apollo
Sect # 4, Madhav
401 215, 216, The Ashok, New Delhi
E-mail: byard@ashok.com

SOUVENIR




THE 6TH CONGRESS OF THE ASIAN FEDERATION OF SOCIETIES FOR ULTRASOUND IN MEDICINE AND BIOLOGY

A-FSUMB

The 6th Congress of the Asian Federation of Societies for Ultrasound in Medicine and Biology

Final Announcement

October 23rd - 26th, 2001 Hotel Istana, Kuala Lumpur



Organised by



Malaysian Society of
Ultrasound in Medicine

Congress Secretariat

THE 6TH CONGRESS OF THE ASIAN FEDERATION OF SOCIETIES
FOR ULTRASOUND IN MEDICINE AND BIOLOGY

October 23rd - 26th, 2001 Hotel Istana, Kuala Lumpur

**THE SECOND CONGRESS OF
THE ASIAN FEDERATION OF SOCIETIES
FOR ULTRASOUND IN MEDICINE AND BIOLOGY**

**July 08 - 12, 1989 BALI BEACH HOTEL
DENPASAR, BALI
INDONESIA**



**THEME :
ULTRASOUND SUPPORT HEALTH FOR ALL
BY THE YEAR 2000**



PROGRAM AND ABSTRACTS

Congress Secretariat
P.O. Box 4151/JKT - 10001 Jakarta, Indonesia
Phone : (021) 8194899 Telex : 46200 VAYA JK Fax : (021) 555252
Hosted by :
THE INDONESIAN SOCIETY OF ULTRASOUND IN MEDICINE
(ISUM)

The 12th Congress of the
Asian Federation of Societies for Ultrasound in Medicine and Biology



PROGRAM

AFSUMB

89th JSUM / JABTS36 / 8th ACUCI
Ultrasonic Week 2016

Date | May 27 (Fri.) - 29 (Sun.), 2016

Better World with 3 US
(Ultrasound, Ourselves-us, and Ultimate Skill)

The 8th Asian Conference on Ultrasound-Contrast Imaging

ACUCI

89th JSUM / 12th AFSUMB / JABTS36
Ultrasonic Week 2016

Date | May 26 (Thu.), 27 (Fri.), 2016

Venue | Kyoto International Conference Center (ICC Kyoto)
Grand Prince Hotel Kyoto

President | Department of Gastroenterology and Hepatology,
Kindai University School of Medicine



THE 4TH CONGRESS OF
ASIAN FEDERATION OF SOCIETIES FOR ULTRASOUND
IN MEDICINE AND BIOLOGY

AFSUMB'95

PROGRAM AND ABSTRACTS

Beijing, China
August 5-9, 1995

39th JSUM U

The 12th Congress of the
Asian Federation of Societies for Ultrasound in Medicine and Biology
AFSUMB

JABTS36
The 36th Meeting of Japan Association of Breast and Thyroid Sonology

ACCU

Ultrasonic Week 2016

Better World with 3 US
(Ultrasound, Ourselves=us, and Ultimate Skill)





中華民國醫用超音波學會
Taiwan Society of Ultrasound in Medicine



Asian Symposium on
Advanced Ultrasound Technology (ASAUT)
亞洲醫用超音波新技術研討會
2015 Annual Convention of
Taiwan Society of Ultrasound in Medicine

中華民國醫用超音波學會
2015年會暨第二次學術研討會
2015 Annual Convention of Taiwan Society of Ultrasound in Medicine
2015/10/17-18

亞洲醫用超音波新技術研討會
Asian Symposium on Advanced Ultrasound Technology (ASAUT)
2015/10/18

2015/10/17,18
台大醫學院基礎醫學大樓
National Taiwan University College of Medicine

主辦單位：中國醫藥學會台灣分會
會議網站：http://www.asaut.org.tw
Tel: 886-2-2356-0756
Fax: 886-2-2356-0756
E-mail: Taiwan@tsuim.org.tw



A. 4/2000
FETUS AS A PATIENT
INSTITUTE PHILIPPINES

9TH ANNUAL CONVENTION
November 3 & 4, 2000



ultrasound
Revolution
in the 21st century

IS ULTRASOUND FOR ALL?
WHERE ARE WE HEADING?

METROPOLITAN MUSEUM OF MANILA
BANGKO SENTRAL NG PILIPINAS COMPLEX, ROXAS BOULEVARD, MANILA

PSUCMI 2015 PHILIPPINES



"FOCUS ON POINT OF CARE: Utilizing cutting edge ultrasound technology"

The 13th Annual Convention of The Philippine
Society of Ultrasound in Clinical Medicine Inc.

MARCH 13-14, 2015

PAN PACIFIC MANILA

M. Adriatico corner General Malvar Street, Manila, 1004

LEARN ULTRASOUND VENUE

With International Speakers

Speaker: Dr. Musarrat Hasan
President and Founder Member
of Ultrasound in Pakistan
Workshop: Thomas Jeffersons Ultrasound Institute
Certification
Topic: Different aspects in Radiology &
OB-Gynecology

Speaker: Dr. Toshiyuki Hata
Professor and Chairman
Department of Perinatology and Gynecology
Kagawa University School of Medicine
Topic: Do Fetuses have consciousness

Speaker: Dr. Loreto B. Feril
Senior Assistant Professor
Department of Anatomy, Fukuoka University
School of Medicine
Topic: Bio effects of Ultrasound; Mechanisms
involved & their potential therapeutic application

JUREI

JEFFERSON ULTRASOUND RESEARCH
& EDUCATION INSTITUTE
(THOMAS JEFFERSON UNIVERSITY,
PHILADELPHIA, PA).

ULTRASOUND AFFILIATE CENTER
CERTIFIED WORKSHOP
BY: DR. MUSARRAT HASAN

1st Enhanced Ultrasound workshop of the year 2015

With Hands-on sessions on:

- New Shearwave technology
- Fusion Ultrasound Technology
- Breast
- 2D Echo
- OB-Gyn
- Musculoskeletal
- Vascular
- Hepatobiliary
- Genitourinary



ASIAN FEDERATION OF
SOCIETIES FOR
ULTRASOUND IN MEDICINE
AND BIOLOGY



PHILIPPINE MEDICAL ASSOCIATION



WORLD FEDERATION FOR
ULTRASOUND IN MEDICINE
AND BIOLOGY

Contact us at: E-mail: pancmi@yahoo.com + Website: www.thepsucmi.org
Mobile: 09395794113 / Telefax: 023528142



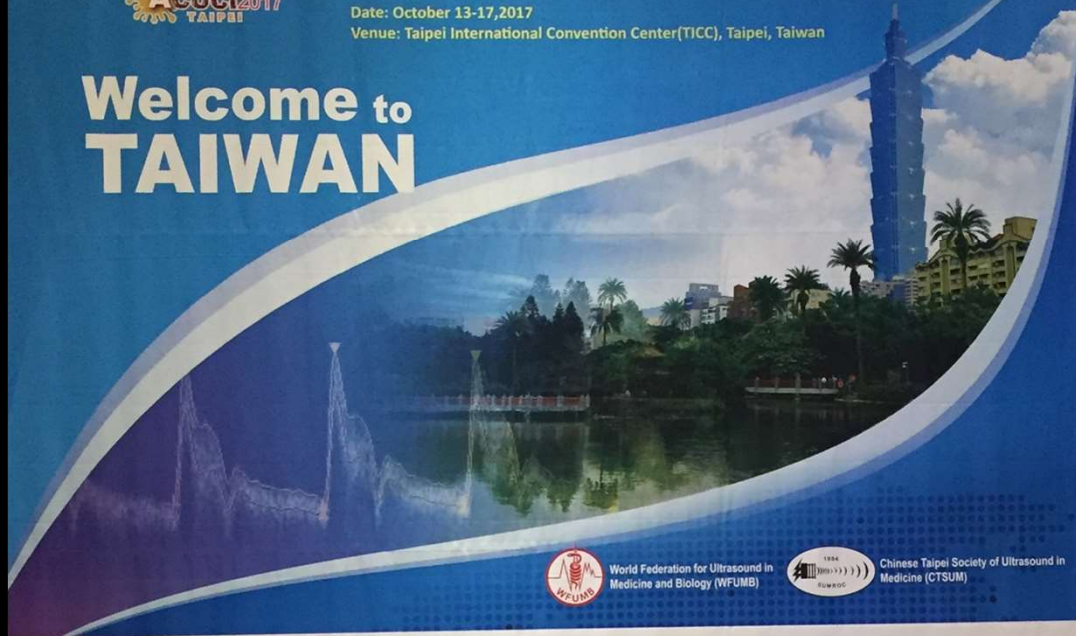
WFUMB 2017 TAIPEI

The 16th World Federation for Ultrasound in Medicine and Biology Congress in 2017 in conjunction with the 9th Asian Conference on Ultrasound Contrast Imaging and Chinese Taipei Society of Ultrasound in Medicine Annual Convention

Date: October 13-17, 2017

Venue: Taipei International Convention Center(TICC), Taipei, Taiwan

Welcome to TAIWAN



World Federation for Ultrasound in Medicine and Biology (WFUMB)



Chinese Taipei Society of Ultrasound in Medicine (CTSUM)

DIAMOND SPONSORS


HITACHI
Inspire the Next
TOSHIBA
MEDICAL

SILVER SPONSORS

 GE Healthcare
PHILIPS
AmCad BioMed
Cleverly Clear

BRONZE SPONSORS

 **Lantheus**
Medical Imaging
SIEMENS
Healthineers



ISSN 0929-6441

1998 Volume 6 Number 3 (Supplement)

JOURNAL OF MEDICAL ULTRASOUND

Official Proceedings
of the 5th Congress
of the Asian Federation
of Societies for
Ultrasound in Medicine
and Biology

 KOREAN SOCIETY OF
ULTRASOUND IN MEDICINE



KSUM *Open* 2013

The 44th Annual Congress of
Korean Society of Ultrasound in Medicine

May 24(Fri) - 25(Sat), 2013 | Coex, Seoul, Korea

Program & Abstract Book

<http://2013.ksum.or.kr>



**World Federation for Ultrasound in
Medicine & Biology [WFUMB]**


**The Bangladesh Society of
Ultrasonography [BSU]**

4

**WFUMB CENTER OF EXCELLENCE
WORKSHOP 2007**

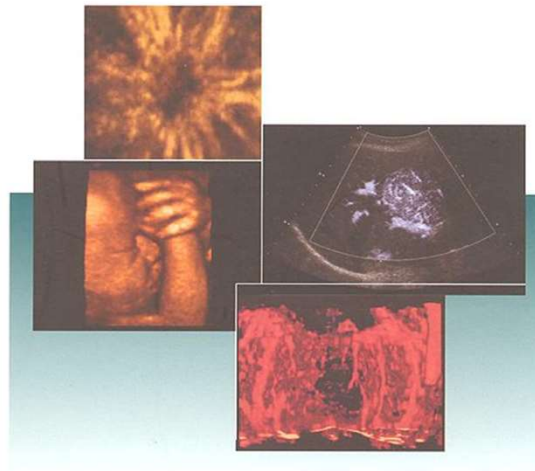
- Hepatobiliary System Ultrasound
- Pancreatic & Splenic Ultrasound
- Ascites, Aorta & IVC Ultrasound

**3, 4 & 5 March 2007 : Saturday, Sunday, Monday
BIAM Complex, 63 Eskaton, Dhaka, Bangladesh**



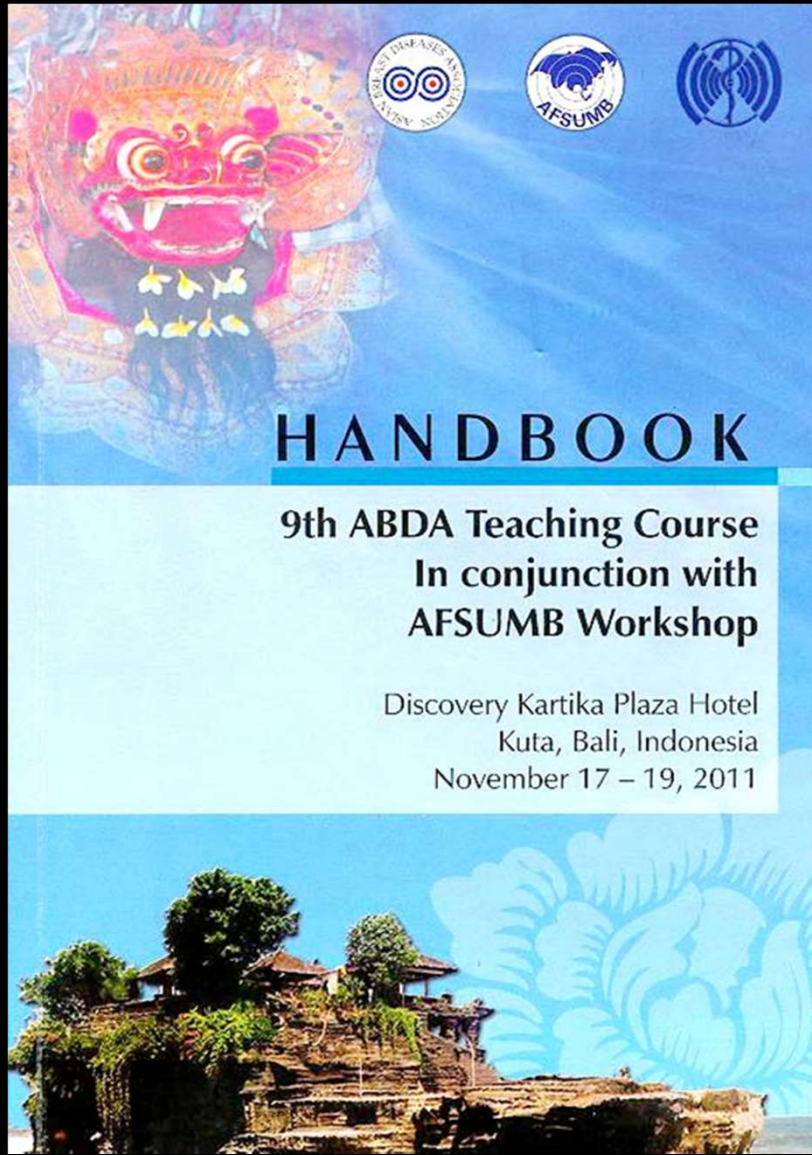
中華民國醫用超音波學會

Taiwan Society of Ultrasound in Medicine



Official Proceeding of the 2012 Annual Convention





HANDBOOK

**9th ABDA Teaching Course
In conjunction with
AFSUMB Workshop**

Discovery Kartika Plaza Hotel
Kuta, Bali, Indonesia
November 17 - 19, 2011



WINTER 1998-1999



THE JEFFERSON ULTRASOUND RESEARCH AND EDUCATION INSTITUTE

<http://jeffline.tju.edu/ultrasound/worldwide>

Table of Contents

Director Profile	1
JUREI Adds Teleconferencing	1
Center Updates	2
Aleksey M. Tirbunsky, MD	2
Goldberg Named Outstanding Researcher	3
Christopher R. B. Merritt, MD	3
NICER Ultrasonography	4
JUREI Staff Profile	4
JUREI Contacts	4

Publication of this newsletter is made possible by a grant to the Jefferson Ultrasound Research and Education Institute by the Open Society Institute.

*Please address all correspondence to the editor:
Brad T. Snyder, Jefferson Ultrasound Institute,
132 South Tenth Street,
Seventh Floor, Main Bldg.,
Philadelphia, PA
19107-5244 USA.*



DIRECTOR PROFILE

Dr. Musarrat Hasan



In 1984 a newly married physician named Musarrat Hasan took his bride to the United States for a most unusual honeymoon. Whereas many newlywed couples begin their life together with a visit to the seaside or the mountains, Dr. Hasan brought his wife, Seema, to Philadelphia and to the Division of Ultrasound of Thomas Jefferson University Hospital.

Dr. Hasan was returning to familiar territory. After graduating from medical school in 1980, he participated in a visiting fellowship at Jefferson, under the guidance of Dr. Barry B. Goldberg in 1982. Upon return to his native Pakistan, Dr. Hasan was continuously approached by his colleagues inquiring about training in diagnostic ultrasound. It was then that the idea of establishing a training center in his hometown of Karachi was born.

While in Philadelphia after their marriage, Dr. and Mrs. Hasan bought several training video cassettes from the Division of Ultrasound, as well as a number of textbooks and teaching cases on multi-format films. Upon returning home a brochure was printed, and the first course of what would become the Karachi Institute of Ultrasound Imaging was launched in March, 1985.

Talks concerning affiliation with Jefferson soon followed. At first, Dr. Hasan's program became affiliated with JUREI through an informal arrangement. This relationship gradually progressed to a more official level, and with the designation of JUREI by the World Health Organization (WHO) as a Collaborating Center, more standardized guidelines were set in place.

When Dr. Hasan's training center was established his facility consisted of 525 square feet of space. Today, the Institute of Ultrasound Imaging is a 2500 square foot facility that hosts six-week training programs three times a year. The facility houses a large collection of videocassettes, multi-format films and ultrasound slides for study and review. In the years since its founding, the Institute has played a key role in advancing the practice of ultrasound in Pakistan.

JUREI Adds Teleconferencing to Its Educational Tools

On Monday, September 14, 1998, Dr. Barry Goldberg delivered a lecture via teleconference to the European Junior Radiologists Congress which took place in Budapest, Hungary. According to Dr. András Varga, chairman of the Hungarian Radiological Society, it was the first lecture to be delivered via teleconference in the history of

Hungarian radiological events. Speaking from the Thomas Jefferson University campus, Dr. Goldberg was able to display slides and other data to his audience in Hungary, as well as see and hear members of his audience as they asked questions upon the completion of the lecture. Participants at the Congress were

most pleased with Dr. Goldberg's address and Dr. Vargha recorded the lecture for the benefit of those not able to attend. Please, visit the homepage of the Hungarian Junior Radiologists Forum at <http://socrad.dote.hu/firaf0/index.htm>.



10th

Asian Federation of Societies for Ultrasound in Medicine and Biology (AFSUMB) Workshop

Information Sheet for Overseas Speakers

Dear Sir/ Madam,

Welcome to Hong Kong! It has been our great pleasure to have you joining our overseas teaching faculty. This information sheet should provide you with the key information you need to know during your stay in Hong Kong for the 10th AFSUMB Workshop, including the opening ceremony details, business meetings schedule, dinners and transferring arrangements. We hope this would make your trip an even enjoyable and fruitful one.

General Information:

Workshop Duration- 11th to 12th August, 2012 (Saturday and Sunday)

Venue- **Hong Kong Academy of Medicine (HKAM)** 香港醫學專科學院
99 Wong Chuk Hang Road, Hong Kong 香港仔黃竹坑道 99 號 +852 2871 8888

Hotel- **L'hotel Island South** 如心南灣海景酒店
55 Wong Chuk Hang Road, Aberdeen, Hong Kong 香港仔黃竹坑道 55 號 +852 3968 8888



Opening Ceremony (11/8, Saturday):

Opening Ceremony starts at 9am sharp on 11/8 (Sat) at the Pao Yue Kong Auditorium of the Hong Kong Academy of Medicine. Please wait at the hotel lobby at 8:30am for the shuttle bus departing for the Hong Kong Academy of Medicine.

Taiwan Society of Ultrasound in Medicine

President

Shin-Cheh Chen (陳訓徽)

Founding President

Hsi-Yao Chen (陳哲堯)

Presidents Emeritus

Shih-Ming Wang (王世名)

Fon-Jou Hsieh (謝豐舟)

Cheng-Wen Chiang (江正文)

Yi-Hong Chou (周宜宏)

Wen-Jin Cherng (程文俊)

Tsang-Tang Hsieh (謝燦堂)

Yung-Liang Wan (萬永亮)

Sien-Sing Yang (楊賢馨)

Ching-Chang Hsieh (謝景璋)

Min-Ho Huang (黃明和)

Secretary General

Shuenn-Dyh Chang (張舜智)

Deputy Deputy Secretaries General

Yao-Lung Chang (詹耀龍)

Tsung-Hong Chiu (邱宗鴻)

Ching-Yu Chou (周靜玉)

Ting-Ywan Chou (周定遠)

Kai-Sheng Hsieh (謝凱生)

Hsiu-Po Wang (王秀伯)

Ching-Jiunn Wu (吳清俊)

Board of Directors

Chih-Ping Chen (陳持平)

Chung-Huo Chen (陳中和)

Ming-Ren Chen (陳銘仁)

Shinn-Cherng Chen (陳信成)

Po-Jen Cheng (鄭博仁)

Ming-Huang Chiu (邱銘煌)

Morgan Fu (傅懋洋)

Tung-Liang Huang (黃棟樑)

Lim-Woh Koh (丘林和)

Yu-Ting Kuo (郭禹廷)

Kuo-Lung Lai (賴國隆)

Yung-Chih Lai (賴永智)

Chyi-Long Lee (李奇龍)

King-Teh Lee (李金德)

San-Kan Lee (李三剛)

Shang-Chih Liao (廖上智)

Pei-Yung Liao (廖培湧)

Fen-Chiung Lin (林芬瓊)

Lung-Huang Lin (林隆煌)

Mao-Sheng Lin (林茂盛)

Shee-Chan Lin (林錫泉)

Zu-Yau Lin (林子堯)

Sheng-Nan Lu (盧勝男)

Chia-Yu Ou (歐家佑)

Yu-Lin Pai (白玉林)

I-Shyan Sheen (沈一嫻)

Wei-Wen Su (蘇維文)

Chui-Mei Tiu (刁翠美)

Ming-Song Tsai (蔡明松)


Liang-Yen Wang (王良彥)

Young-Cheng Wang (王永成)

Jen-Ho Wen (溫仁和)

Pei-Ming Yang (楊培銘)

Yung-Hsiang Yeh (葉永祥)



AFSUMB '92 SEOUL

THE 3rd CONGRESS OF
ASIAN FEDERATION OF SOCIETIES
FOR ULTRASOUND IN MEDICINE AND BIOLOGY



**10th Congress
Asian Federation Of Societies
For Ultrasound in Medicine
and Biology**

AFSUMB - BALI



**Discovery Kartika Plaza Hotel,
Bali, Indonesia,
November 7 - 10, 2012**



**10 th Congress
Asian Federation of Societies For Ultrasound
in Medicine and Biology
(AFSUMB)**

Discovery Kartika Plaza Hotel, Bali, Indonesia, November 7 - 10, 2012



9th Congress of
**Asian Federation of Societies for
Ultrasound in Medicine and Biology**

19-21 November, 2010 • The Ashok, New Delhi

Organized by : **Indian Federation of Ultrasound in Medicine and Biology**

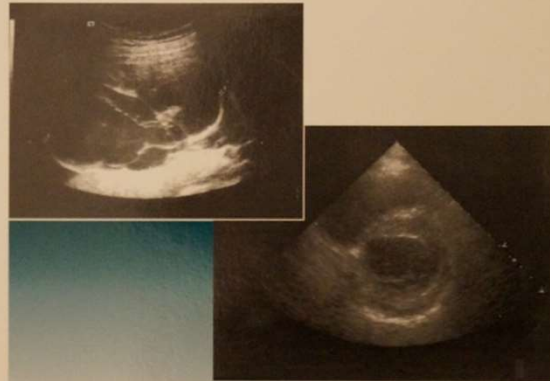


CONFERENCE PROCEEDINGS DVD
To be viewed on computer with DVD Drive

ISSN 0929-6441

2004 • VOLUME 12 • NUMBER 1

JOURNAL OF
MEDICAL ULTRASOUND



THE OFFICIAL JOURNAL OF THE ASIAN FEDERATION OF SOCIETIES
FOR ULTRASOUND IN MEDICINE AND BIOLOGY



ELSEVIER

Second Announcement

May 28 - June 1, 2006

The 11th Congress of the
World Federation for Ultrasound
in Medicine and Biology
Seoul, Korea
www.wfumb2006.com





Better World with Ultrasound



11th Congress of the
World Federation for Ultrasound in Medicine and Biology

WFUMB 2006 SEOUL

May 28 - June 1, 2006
COEX, Seoul, Korea

www.wfumb2006.com

3rd Announcement &
Call for Abstracts

Hosted by

World Federation for Ultrasound in Medicine and Biology
The Organizing Committee of WFUMB 2006

IBUS / MSUS Satellite Symposia
May 27 - 28, 2006



Better World with **Ultrasound**

World Federation for Ultrasound
WFUMB
2006
SEOUL
in Medicine and Biology in 2006

PSUCMI 2015 PHILIPPINES



"FOCUS ON POINT OF CARE: Utilizing cutting edge ultrasound technology"

The 13th Annual Convention of The Philippine
Society of Ultrasound in Clinical Medicine Inc.

MARCH 13-14, 2015

PAN PACIFIC MANILA

M. Adriatico corner General Malvar Street, Manila, 1004

LEARN ULTRASOUND VENUE

With International Speakers

Speaker: Dr. Musarrat Hasan
President and Founder Member
of Ultrasound in Pakistan
Workshop: Thomas Jeffersons Ultrasound Institute
Certification
Topic: : Different aspects in Radiology &
OB-Gynecology

Speaker: Dr. Toshiyuki Hata
Professor and Chairman
Department of Perinatology and Gynecology
Kagawa University School of Medicine
Topic: Do Fetuses have consciousness

Speaker: Dr. Loreto B. Feril
Senior Assistant Professor
Department of Anatomy, Fukuoka University
School of Medicine
Topic: Bio effects of Ultrasound; Mechanisms
involved & their potential therapeutic application

JUREI


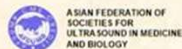
JEFFERSON ULTRASOUND RESEARCH
& EDUCATION INSTITUTE
(THOMAS JEFFERSON UNIVERSITY,
PHILADELPHIA, PA).

ULTRASOUND AFFILIATE CENTER
CERTIFIED WORKSHOP
BY: DR. MUSARRAT HASAN

1st Enhanced Ultrasound workshop of the year 2015

With Hands-on sessions on :

- New Shearwave technology
- Fusion Ultrasound Technology
- Breast
- 2D Echo
- OB-Gyn
- Musculoskeletal
- Vascular
- Hepatobiliary
- Genitourinary



Contact us at: E-mail: psucmi@yahoo.com + Website: www.thepsucmi.org
Mobile: 09395794113/ Telefax(02)3528142



ECHOES

WORLD FEDERATION FOR ULTRASOUND IN MEDICINE AND BIOLOGY

**WFUMB
2003**
Hosted By **AIUM**
June 1-4, Montréal

AFSUMB • EFSUMB • AIUM • FLAUS • ASUM • MASU

NO. 1 / OCTOBER 2002

Invitation

Dear Colleagues:



On behalf of the Organizing Committee, it is my great pleasure to invite you to the 11th Congress of the World Federation for Ultrasound in Medicine and Biology (WFUMB) to be held in Seoul, Korea from May 28 to June 1, 2006.

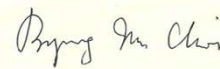
The Korean Organizing Committee plans to offer a very dynamic and stimulating scientific programs. Sessions will cover various categories of the current issues of the ultrasound in medicine and biology. I am sure that the Congress will be a suitable platform for exchanging and sharing ideas, knowledge of the most recent developments and the newest information in medical ultrasound technology.

To accommodate the ever-changing needs and wants of participants, the Organizing Committee of WFUMB'2006 has designed a variety of scientific programs including Plenary Sessions, New Horizon Sessions, Categorical Courses, Special Symposia, Hands-on Sessions, and Scientific Exhibitions. At the state-of-the art technical exhibition, exhibitors will display the latest in ultrasound equipment, supplies, and services. Participants will have ample opportunities to get in direct contact with the ultrasound and medical industry.

Seoul, the Congress destination, is one of the main cultural and technological metropolises of the world, with an extensive offer of high-class cultural events. As a city with a history of more than 600 years, Seoul is the capital of Korea, and possesses a wealth of historical monuments and tourist attractions. Excellent hotels and exceptionally safe and attractive conference venue will make your participation easy and comfortable. The cultural programs and tours during and after the Congress will show you the colors of the city and leave you with lasting memories.

The 11th Congress of the WFUMB, organized by the Korean Society of Medical Ultrasound, will offer you much to see and I promise to make every effort to provide all possible convenience to you. Your active participation will be a cornerstone in achieving a greatly successful Congress in terms not only of academic achievements, but also enhanced cooperation and friendship.

I sincerely hope to have the opportunity to welcome you and your colleagues to the WFUMB'2006 Congress and extend a very warm invitation to you to join us in Seoul, Korea.



Byung Ihn Choi, M.D.
President
The Organizing Committee of WFUMB'2006



INVITATION TO A GLOBAL ULTRASOUND EVENT, SYDNEY 2009



WFUMB 2009

Sydney
Australia

12th World Congress of
the World Federation
for Ultrasound in
Medicine and Biology
August 30 – September 3, 2009



www.wfumb2009.com



It is our great pleasure and honour, on behalf of the Australasian Society for Ultrasound in Medicine (ASUM), to invite you to participate in the 12th WFUMB World Congress, to be held in Sydney, Australia from 30th August to 3rd September 2009.

The Organising Committee and Scientific Program Convenors for WFUMB '09 have designed a stimulating conference that aims to accommodate new developments and applications of ultrasound in medicine. The ASUM shares a common global goal of establishing high standards for "PROMOTING EXCELLENCE IN ULTRASOUND" and the safe effective use of ultrasound in medicine. The WFUMB World Congress will offer an ideal forum to join your peers and colleagues in ultrasound from all around the world.

We have a competent team of people working together to ensure a world class event. The ASUM Secretariat is supported by a professional network of support including Business Events Sydney, the Sydney Convention and Exhibition Centre, Australian Tourism and the Department of State and Regional Development, working together with a Professional Conference Organiser, ICMS Pty Ltd. All of these supporters have considerable experience in hosting large international scientific and medical congresses.

Sydney is a world-class convention destination with temperate climate, stunning scenery in a friendly and safe social structure. It is a highly sought-after congress and tourist destination. The ASUM is dedicated to ensuring a successful scientific, educational and social congress in

this modern and beautiful city. It is a rare occasion for the WFUMB congress to be held in Sydney and we hope that you will take advantage of this special opportunity. We can promise you an exciting and successful congress with a uniquely Australian flavour.

Prof Ron Benzie, President, Dr Matthew Andrews, Immediate Past President, Prof Rob Gibson, Convenor, Dr Caroline Hong, ASUM CEO



ECHOES

WORLD FEDERATION FOR ULTRASOUND IN MEDICINE AND BIOLOGY

WFUMB 2006
SEOUL

Better World with Ultrasound

May 28 - June 1, 2006
COEX, Seoul, Korea

11th Congress of the
World Federation for Ultrasound
in Medicine and Biology

www.wfumb2006.com
wfumb2006@wfumb2006.com

EFUMB • AFSUMB • AIUM • FLAUS • ASUM • MASU

NO. 8 / MAY 2006

The 11th Congress of the World Federation
for Ultrasound in Medicine and Biology in 2006

SEOUL *Korea*

Korean Society of Medical Ultrasound
Korea National Tourism Organization





ECHOES

WORLD FEDERATION FOR ULTRASOUND IN MEDICINE AND BIOLOGY

ULTRASONOGRAPHY RESEARCH **WFUMB** INTERNATIONAL ULTRASOUND
EFSUMB ULTRASONICS SCIENCE MEDICAL ABDOMEN INTERNAL
MEDICINE ASIA OBSTETRICS SCANNING ULTRASONOGRAPHER **AFSUMB**
PROCESS **COMMITTEE** EXHIBITION **EDUCATION** FEDERATION SAFETY
SCHOOL SPONSOR WHO COLLABORATION GYNECOLOGY PUBLICATION
EUROPE ULTRASONOLOGIST **AIUM** BEAM **HISTORY** PHYSICS FINANCE
SURGERY COMMUNICATION REAL-TIME OPHTHALMOLOGY **CONFERENCE**
A M E R I C A
C O N G R E S S
EXCELLENCE TISSUE
ADVISORY BOARD
CHARACTERIZATION
TECHNOLOGY
REPORT **TEACHING**
T R A I N I N G
RECOMMENDATION
AMERICA B-MODE
3-DIMENSIONAL
AUSTRALASIA
JOURNAL SPECIALTY BIOLOGY **THERMAL** CARDIOLOGY PROGRAMS
LECTURER MECHANICAL **ORGANIZATION** BIOLOGICAL EFFECT **ASUM**
ACOUSTICS **CONTRAST** AGENT IMAGING SPONSORSHIP BIOEFFECT
DEVELOPMENT ADVISORY ON-LINE SCREENING **SOCIETY** SCIENTIST
MASU AFRICA ACADEMIC REVIEW APPLICATION CLINICAL **WORKSHOP**
TRANSDUCER TGC EQUIPMENT ENDOSONOGRAPHY **SPONSORSHIP**
TRANSVAGINAL INTERVENTIONAL POWER **WFUMB** WWW.WFUMB.ORG



EFSUMB • AFSUMB • AIUM • FLAUS • ASUM • MASU

NO. 13 / MAY 2009

**Seventh Congress of the Asian Federation of Societies
for Ultrasound in Medicine and Biology (AFSUMB 2004)**

in conjunction with

**The 77th Annual Scientific Meeting of the Japan Society
of Ultrasonics in Medicine (77th JSUM)**


**The 29th Annual Meeting of the Japanese Society of
Sonographers (29th JSS)**




Third Announcement

Dates: Monday, May 17 – Friday, May 21, 2004

Venue: Tochigi-ken Sogo Bunka Center
(Tochigi Prefectural General Culture Center)
Utsunomiya, Tochigi, Japan



The Shinkyo Bridge over the Daiyagawa River in Nikko National Park
(Photo courtesy of Japan National Tourist Organization)



AFSUMB'92 SEOUL



AFSUMB'92

August 30 to September 3, 1992

大韓超音波醫學會二十年史



2000年


大韓超音波醫學會

**THE SECOND CONGRESS OF
THE ASIAN FEDERATION OF SOCIETIES
FOR ULTRASOUND IN MEDICINE AND BIOLOGY**

**July 08 - 12, 1989 BALI BEACH HOTEL
DENPASAR, BALI
INDONESIA**



**THEME :
ULTRASOUND SUPPORT HEALTH FOR ALL
BY THE YEAR 2000**



PROGRAM AND ABSTRACTS

Congress Secretariat
P.O. Box 4151/JKT - 10001 Jakarta, Indonesia
Phone : (021) 8195899 Telex : 46200 VAYA JK Fax. : (021) 355252
Hosted by :
THE INDONESIAN SOCIETY OF ULTRASOUND IN MEDICINE
(ISUM)



THE 4TH CONGRESS OF
ASIAN FEDERATION OF SOCIETIES FOR ULTRASOUND
IN MEDICINE AND BIOLOGY

AFSUMB'95

PROGRAM AND ABSTRACTS

Beijing, China
August 5-9, 1995

AFSUMB'98



October 23-27, 1998 Taipei, Taiwan

THE 5TH CONGRESS OF THE ASIAN
FEDERATION OF SOCIETIES FOR ULTRASOUND
IN MEDICINE AND BIOLOGY
Organized by: Chinese Taipei Society of
Ultrasound in Medicine
(CTSUM)

Final Program

in conjunction with

- ◆ International Breast Ultrasound Seminar (IBUS)
- ◆ The 2nd Asian Workshop on Three-dimensional Ultrasound in OB/GYN
- ◆ The 3rd Asian Workshop on Down Syndrome Screening
- ◆ The 1st Asian Workshop on Echo-enhancing Contrast Medium
- ◆ The 1st Asian Symposium on Bioengineering of Ultrasound

October 23-27, 1998 Taipei, Taiwan



AFSUMB '98

SECOND ANNOUNCEMENT & CALL FOR PAPER

THE 5TH CONGRESS OF THE ASIAN
FEDERATION OF SOCIETIES FOR ULTRASOUND IN MEDICINE AND BIOLOGY

Organized by: Chinese Taipei Society of
Ultrasound in Medicine
(CTSUM)

AFSUMB'98



October 23~27, 1998 Taipei, Taiwan

**THIRD ANNOUNCEMENT &
CALL FOR PAPERS**

**THE 5TH CONGRESS OF THE ASIAN
FEDERATION OF SOCIETIES FOR
ULTRASOUND IN MEDICINE AND
BIOLOGY**

Organized by: Chinese Taipei Society of
Ultrasound in Medicine
(CTSUM)

3rd



World Federation
for Ultrasound in
Medicine and Biology
WFUMB



European Federation
for Ultrasound in
Medicine and Biology
EFUMB



Società Italiana
di Ultrasonologia
in Medicina e Biologia
SIUMB

9th

CONGRESS OF THE WORLD
FEDERATION FOR ULTRASOUND
IN MEDICINE AND BIOLOGY

6th

CONGRESS OF THE WORLD
FEDERATION OF SONOGRAPHERS



FORTEZZA DA BASSO
6 - 10 May, 2000
Florence, Italy

advance program
and call for papers

Ecological Beauty of Formosa



Heterophasia
auricularis



Garrulax
morrisonlanus



Myiophonus
insularis



Lophura
swinhoii



MEETING IN TAIWAN

Short flight from most Asian cities

Offer researchers an unique opportunity to exchange ideas and information

Enjoy yourself in comfort with exotic culture, breathtaking scenery, priceless art, delicate cuisine and warm hospitality

Taiwan is an island in the Pacific Ocean, midway between Korea and Japan in the north, and Hong Kong and the Philippines in the south. Located at the crossroads of some of Asia's busiest sea and air routes, Taiwan is a natural gateway for travelers to and within Asia.

Invitation from the President

Dear Colleagues,
Taiwan is indeed privileged to host the 5th Congress of the Asian Federation of Societies for Ultrasound in Medicine and Biology on October 23-27, 1998.

It gives me immense pleasure to invite you to our magnificent and vibrant city. The organizing committee is working hard to ensure a successful meeting. We will invite many world renowned scholars as key speakers and to participate in the scientific programme. I hope many of you will come and share your knowledge with us. The venue of the meeting will be Taipei International Convention Center which is conveniently situated, very spacious and has excellent meeting facilities. A congress of this kind not only provides a forum for the exchange of scientific ideas, but also affords a golden opportunity to renew old friendship and make new ones.

Taipei, one of the fastest growing cities in Asia, is the political and economic center of Taiwan. A dynamic city of 3 million people. Taipei offers an intriguing blend of the modern and the traditional. October is the nice and cool season of the year. I would like to invite all congress participants to explore Taiwan and enjoy the attractions and vitality of the city. I am looking forward to welcoming you in Taipei in October 1998.

Yours Sincerely,

Hsi-Yao Chen

Hsi-Yao Chen, M.D.
President of the 5th Congress of
Asian Federation of Societies for Ultrasound
In Medicine and Biology (AFSUMB)



The 5th
Fede
Ultrasou

Please com
MAIL or FA
This will no
whatsoever

(PLEASE TR

Name : Pro

Institute :

Address :

Tel : _____

Fax : _____

() I wish

ment &

() I will a

() I will b

() I inten

Date : _____

Signature :



MEETING IN TAIWAN

Short flight from most Asian cities

Offer researchers an unique opportunity to exchange ideas and information

Enjoy yourself in comfort with exotic culture, breathtaking scenery, priceless art, delicate cuisine and warm hospitality

Taiwan is an island in the Pacific Ocean, midway between Korea and Japan in the north, and Hong Kong and the Philippines in the south. Located at the crossroads of some of Asia's busiest sea and air routes, Taiwan is a natural gateway for travelers to and within Asia.

Invitation from the President

Dear Colleagues,
Taiwan is indeed privileged to host the 5th Congress of the Asian Federation of Societies for Ultrasound in Medicine and Biology on October 23-27, 1998.

It gives me immense pleasure to invite you to our magnificent and vibrant city. The organizing committee is working hard to ensure a successful meeting. We will invite many world renowned scholars as key speakers and to participate in the scientific programme. I hope many of you will come and share your knowledge with us. The venue of the meeting will be Taipei International Convention Center which is conveniently situated, very spacious and has excellent meeting facilities.

A congress of this kind not only provides a forum for the exchange of scientific ideas, but also affords a golden opportunity to renew old friendship and make new ones.

Taipei, one of the fastest growing cities in Asia, is the political and economic center of Taiwan. A dynamic city of 3 million people. Taipei offers an intriguing blend of the modern and the traditional. October is the nice and cool season of the year. I would like to invite all congress participants to explore Taiwan and enjoy the attractions and vitality of the city.

I am looking forward to welcoming you in Taipei in October 1998.

Yours Sincerely,

Hsi-Yao Chen, M.D.
President of the 5th Congress of
Asian Federation of Societies for Ultrasound
In Medicine and Biology (AFSUMB)



The 5th Congress of the Asian Federation of Societies for Ultrasound in Medicine and Biology

**October 23-27, 1998
Taipei, Taiwan**

Preliminary Application Form

Please complete and return this form by AIR-MAIL or FACSIMILE for further correspondence. This will not impose any obligation on you whatsoever.

(PLEASE TYPE OR PRINT IN BLOCK LETTERS)

Name : Prof./Dr./Mr./Mrs. _____

Institute : _____

Address : _____

Tel : _____

Fax : _____

I wish to receive the Second Announcement & Registration Form.

I will attend the meeting.

I will be accompanied by _____ person(s).

I intend to present a paper.

Date : _____

Signature : _____

The 4th AFSUMB Ultrasound Workshop
 Asian Federation of Societies for Ultrasound in Medicine and Biology (AFSUMB)
 In Collaboration with
Medical Ultrasound Societies of Thailand (MUST)
 14th – 15th Dec 2006
 Swissotel LE CONCORDE
 Bangkok, Thailand


15th December, 2006 (Friday)

8.30am	Real time Virtual Sonography for Liver Malignancies	Dr. Kudo
9.00am	Pure Arterial Phase Imaging on Liver Tumors	Dr. Kudo
9.30am	Breast Ultrasound: The Benefits, Pitfalls, and Incidences	Dr. Wilaiporn Bhothisuwan <i>P.54-60</i>
10.00am	TEA BREAK	
10.30am	Contrast-enhanced US for Upper Abdomen	Dr. Byung Ihn Choi <i>P.61-62</i>
11.00am	Diffuse Liver Disease	Dr. Byung Ihn Choi <i>P.63</i>
11.30am	Transabdominal Ultrasonography of Gastrointestinal Tract	Dr. Yi-Hong Chou <i>P.64-71</i>
12.00am	LUNCH	
1.00pm	Evaluation of Atherosclerosis Using Ultrasound	Dr. Shoichi Senda
1.30pm	Essentials of Echocardiography	Dr. Cheng-Wen Chiang <i>P.72-73</i>
2.00pm	DVT Evaluation of Lower Extremities by Vascular Doppler	Dr. C.V. Vanjani <i>P.74-79</i>
2.30pm	Musculoskeletal Ultrasound	Dr. Kanu Bala <i>P.80-86</i>
3.30pm	Post-program Quiz	Dr. Chou / Dr. Panruethai
4.00pm	Panel Discussion	All Speakers

*The 12th Congress of the
Asian Federation of Societies
for Ultrasound in Medicine and Biology*

AFSUMB

89th JSUM / Ultrasonic week 2016



Date

May 27 (Fri.) – **29** (Sun.), 2016

Venue

**The Kyoto International Conference Center (ICC Kyoto)
Grand Prince Hotel Kyoto**

President

Masatoshi Kudo, MD, PhD
Department of Gastroenterology
and Hepatology Kinki University School of Medicine

Secretariat: Department of Gastroenterology and Hepatology, Kinki University School of Medicine
377-2 Ohno-Higashi, Osaka-Sayama, Osaka, 589-8511, Japan
TEL: +81-72-366-0221 (ext. 3149) FAX: +81-72-367-2880

2016



Better World with Ultrasound



11th Congress of the
World Federation for Ultrasound in Medicine and Biology

WFUMB 2006 SEOUL

May 28 - June 1, 2006
COEX, Seoul, Korea

www.wfumb2006.com

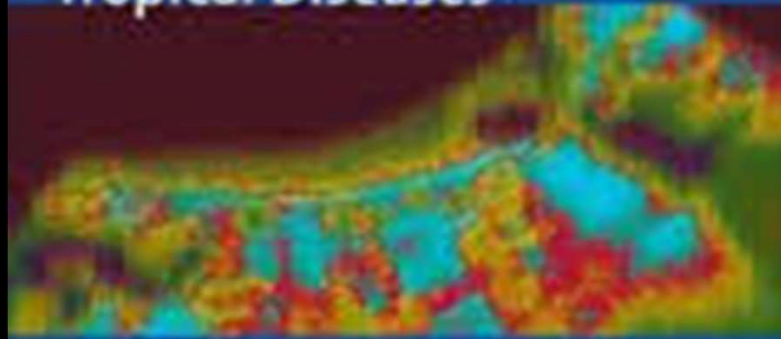
Hosted by
World Federation for Ultrasound in Medicine and Biology
The Organizing Committee of WFUMB2006

IBUS / MSUS Satellite Symposia
May 27 - 28, 2006



H. T. Lutz · H. A. Gharbi
Editors

Manual of Diagnostic Ultrasound in Infectious Tropical Diseases



 Springer

WFUMB CENTER OF EXCELLENCE WORKSHOP 2008

- Vascular & Cardiac Doppler Ultrasound
- Renal System & Spleen Ultrasound
- Gynaecologic Ultrasound

1, 2 & 3 March 2008
Saturday, Sunday & Monday

Venue

**BIAM Multipurpose Hall
63 New Eskaton, Dhaka, Bangladesh**



**World Federation for Ultrasound in
Medicine & Biology [WFUMB]**



**Bangladesh Society of
Ultrasonography [BSU]**

**World Federation for Ultrasound in
Medicine & Biology (WFUMB)**

**Bangladesh Society of
Ultrasonography (BSU)**



WFUMB CENTER OF EXCELLENCE
DHAKA WORKSHOP 2008

**Vascular & Cardiac Doppler
Renal System Ultrasound
Gynaecologic Ultrasound**

**1, 2 & 3 March 2008 : Saturday, Sunday & Monday
BIAM Multipurpose Hall, 63 Eskaton
Dhaka, Bangladesh**

REGISTRATION FORM

Name _____

Qualification _____

Experiences _____

Teaching Experiences _____

Position _____

Institution _____

Address _____

Telephone _____

E-mail _____

Date _____ Signature _____

ATTENTION PLEASE

- For WFUMB COE Workshop [24, 25 & 26 February 2009] attach Pay Order/DO of Taka 3,000 in favour of Bangladesh Society of Ultrasonography. No Personal Cheque will be accepted.
- For Conference [27 February 2009] attach PO/DO of Taka 1,000.00
- For Conference and Workshop [24, 25, 26 & 27 February 2009] attach PO/DO of Taka 3,500.00
- Attach two copies of passport sized and one copy of stamp sized photographs.
- Application must reach the BSU Office by 10 February 2009
- Seats are limited. Reservation is subject to the availability of position.

HOTELS & CONTACTS

HOTEL TARIFF

Hotels	Distance	Single	Double
BRAC Centre Inn	0 Km	100.00\$	100.00\$
Dhaka Sheraton Hotel	2 Km	240.00\$	240.00\$
Hotel La-Vinci	1 Km	90.00\$	100.00\$
Hotel Sundarban	1 Km	50.00\$	70.00\$
Hotel Sky Garden	2 Km	1000 Tk.	1200 Tk.

For Hotel Booking Contact the Secretariat during registration

Secretariat

Dr. Mizanul Hasan

Secretary General

Bangladesh Society of Ultrasonography

1026 Eastern Plaza, 8th Floor, Hatirpool, Dhaka-1205, Bangladesh

Tel: 880-2-9668739, 01720699755, Fax: 880-2-8618297

E-mail: bals@agpi.com Web-site: www.bsud.org

Workshop Coordinator

Dr. Firoz Ahmed

Bangladesh Society of Ultrasonography

1026 Eastern Plaza, 8th Floor, Hatirpool, Dhaka-1205, Bangladesh

Tel: 880-2-9668739, 01720699755, Fax: 880-2-8618297

E-mail: bals@agpi.com kamubals@aol.com

World Federation for Ultrasound in Medicine & Biology
Bangladesh Society of Ultrasonography

Hepatobiliary System Ultrasound Obstetrical Ultrasound

**WFUMB CENTER FOR EXCELLENCE
WORKSHOP 2009**

24, 25 & 26 February 2009

Tuesday, Wednesday & Thursday

Venue

Auditorium of the BRAC Centre Inn, 75 Mohakhali, Dhaka



INVITATION

Dear Colleagues,

Due to increasing demands for education and training in ultrasonography, World Federation for Ultrasound in Medicine & Biology has established its First "WFUMB Center of Excellence" in Dhaka in 2004. Bangladesh Society of Ultrasonography is the First WFUMB Affiliate to receive this honor. The aims of the WFUMB COE is to provide education and training in medical ultrasonography, to confer accreditation after successful completion of necessary examinations and to accumulate current technical information on ultrasound techniques under close communication with other Centers, WFUMB and WHO Global Steering Group for Education and Teaching in Diagnostic Imaging.

It's Last of February and it is the best time to be in Dhaka. WFUMB COE Workshop 2009 in Dhaka is covering Hepatobiliary System Ultrasound and Obstetrical Ultrasound.

So block your dates and confirm your registration.

Prof. Byong Ihn Choi

Chairperson
Advisory Board for WFUMB Centers of Excellence
World Federation for Ultrasound in Medicine and Biology
President 2004-2007
Asian Federation of Societies for Ultrasound in Medicine & Biology

Prof. Kanu Bala

Secretary
WFUMB Center of Excellence: Bangladesh
World Federation for Ultrasound in Medicine and Biology
President
Bangladesh Society of Ultrasonography

PROGRAMME

24 FEBRUARY 2009: TUESDAY

- REGISTRATION & KIT DISTRIBUTION
- INAUGURATION
- DIFFUSE LIVER ABNORMALITIES ULTRASOUND
- BENIGN FOCAL LIVER ABNORMALITIES ULTRASOUND
- MALIGNANT FOCAL LIVER ABNORMALITIES ULTRASOUND
- DOPPLER ULTRASOUND OF LIVER
- CONTRAST ENHANCED ULTRASOUND OF LIVER
- GALLBLADDER AND BILIARY TREE ULTRASOUND

25 FEBRUARY 2009: WEDNESDAY

- EARLY PREGNANCY ULTRASOUND
- 2ND AND 3RD TRIMESTER PREGNANCY
- FETAL ANOMALIES SCANNING
- PREGNANCY WITH SPECIFIC CLINICAL PROBLEMS
- SCANNING OF HIGH RISK PREGNANCIES
- USE OF ULTRASOUND IN FERTILITY MANAGEMENT

26 FEBRUARY 2009: THURSDAY

- EVALUATION OF NUCHAL TRANSLUCENCY
- MULTIPLE PREGNANCIES
- ULTRASOUND EVALUATION OF PLACENTA
- DOPPLER EVALUATION OF PREGNANCY
- OBSTETRICAL 3D & 4D ULTRASOUND
- EVALUATION OF THE WORKSHOP
- CERTIFICATE AWARDING
- CLOSING

BANGLADESH SOCIETY OF ULTRASONOGRAPHY XXI NATIONAL CONFERENCE

27 FEBRUARY 2009: FRIDAY

- INAUGURATION
- PLENARY SESSION
- FREE PAPER SESSION
- ANNUAL GENERAL MEETING
- CULTURAL EVENING
- ANNUAL DINNER

REGISTRATION

WFUMB COE Workshop 2009

Registration Fees: Taka 3,000.00 (Full Registration)
Fee includes Tea & Light Lunches

LAST DATE OF REGISTRATION

10 FEBRUARY 2009

Please send your Bank Draft/Demand Draft in favour of the Bangladesh Society of Ultrasonography. No personal Cheque will be accepted.

WFUMB COE FACULTY:

- **Prof. Byong Ihn Choi**
Chairperson of the Advisory Board for WFUMB COE
President of AFSUMB 2004-2007
Councilor of WFUMB 2006-2009
- **Prof. Bhupendra Ahuja**
President of Indian Federation of Ultrasound in Medicine & Biology
Organizer of AFSUMB Congress 2010 in Delhi
Consultant of Ajaia Ultrasonography Centre
- **Prof. Kwok Yin Leung**
President of Hong Kong Society of Ultrasound in Medicine
Consultant of Department of Obstetrics & Gynaecology
University of Hong Kong
- **Prof. Kanu Bala**
Secretary of WFUMB COE
President of Bangladesh Society of Ultrasonography
Chairman of the Education Committee of AFSUMB

LOCAL ORGANIZING COMMITTEE:

- | | |
|-------------------------------|-----------------------|
| • Dr. M. A. Karim | Chairman |
| • Dr. Firuz Ahmed | Secretary |
| • Dr. Fauzia Moslem | Member |
| • Dr. Almas Begam | Member |
| • Dr. Haider Ali Khan | Member |
| • Dr. Faridul Alam | Member |
| • Dr. Kanu Bala | President BSU |
| • Dr. Mizanul Hossain | Secretary General BSU |
| • Dr. Md. Mahbul Haque | Treasurer BSU |



BANGLADESH SOCIETY OF ULTRASONOGRAPHY [BSU]

World Federation for Ultrasound in Medicine & Biology (WFUMB)

XXI BSU's National Conference

27 February 2009 : Friday

BRAC Centre Inn Auditorium
75 Mohakhali, Dhaka, Bangladesh

WFUMB Center of Excellence Workshop 2009

Dhaka : 24-26 February 2009

HEPATOBIILIARY SYSTEM ULTRASOUND
OBSTETRICAL ULTRASOUND



Secretariat

Dr. Mizanul Hasan, Bangladesh Society of Ultrasonography
10/26 Eastern Plaza, 9th Floor, Hatirpool, Dhaka-1205, Bangladesh
Tel: 880-2-9668739, 01720699755, Fax: 880-2-8618297, E-mail: bala@agni.com Web-site: www.bsud.org



BANGLADESH WFUMB CENTER OF EXCELLENCE
WORKSHOP 2009

Hepatobiliary Ultrasound & Obstetrical Ultrasound
24, 25 & 26 February 2009 : Tuesday, Wednesday & Thursday

Auditorium of the BRAC Centre Inn
75 Mohakhali, Dhaka, Bangladesh



**World Federation for Ultrasound
in Medicine & Biology (WFUMB)**



**Bangladesh Society of
Ultrasonography (BSU)**



PREFACE

Dear Colleague

It gives us great pleasure in inviting you to attend the 3rd World Federation for Ultrasound in Medicine and Biology - Center of Excellence Seminar in conjunction with the 20th Annual Meeting of Indonesian Society of Ultrasound in Medicine (ISUM) and 8th Annual Meeting of the Indonesian Society of Oncology Imaging (ISOI) going to be held in Novotel Mangga Dua Square, Jakarta, May 18 - 19, 2013.

Your presence and participation in the above mentioned scientific meeting is essential for the success of the conference.

We hope you return with fond memories of the conference

Dr. Daniel Makes (Chairman OC)
Dr. H. Sidharta (Secretary OC)

MEETING VENUE

Novotel Mangga Dua Square
Jakarta, Indonesia
Jl. Gunung Sahari Raya No. 1, Jakarta 14420, Indonesia
Tel : (62-21) 62312800
Fax : (62-21) 62312900
E-mail : reservation@novoteljakartamangga2.com
www.novotel.com/asia

ORGANIZING COMMITTEE

Chairman : Dr. Daniel Makes
Secretary : Dr. H. Sidharta
Treasurer : Dr. Irina Kurniadi
Scientific : Dr. Ulanya Hanna Sahelangi
Dr. Rina Safrina
Dr. Yeyes Tanti Widjaja
Dr. Ika Belinda Gekael
Dr. Pamela Mulyana
Dr. Tintin Supriatin
Audivisual : Dr. S. Hindarto Gunawan
Daud Agung Wibowo

REGISTRATION FORM

Please fax this form to the secretariat together with copy of your bank transfer receipt to fax No. (62-21) 7230061

Title (Prof/Dr/Mr/Mrs/Ms) :

Name : _____

Address : _____

Institution: _____

City : _____ Country : _____

Zip Code : _____ Fax / HP: _____

Email : _____

INDONESIAN PARTICIPANTS	Before March 31, 2013	After March 31, 2013	On Site
GP / TRAINEE	IDR 1.250.000	IDR 1.500.000	IDR 1.750.000
SPECIALIST	IDR 1.500.000	IDR 1.750.000	IDR 2.000.000

OVERSEAS PARTICIPANTS	Before March 31, 2013	After March 31, 2013	On Site
MEDICAL DOCTOR	US\$ 225	US\$ 275	US\$ 325
SONOGRAPHER/ Non-MD	US\$ 200	US\$ 250	US\$ 300

For confirmation please send your transfer slip to fax number : +62 21 7230061 or email to : isum@centrin.net.id / intium@cbn.net.id

RESERVATION FORM

Please fax this form to the secretariat together with copy of your bank transfer receipt to fax No. (62-21) 7230061

Title (Prof/Dr/Mr/Mrs/Ms) :

Name : _____

Address : _____

Institution: _____

City : _____ Country : _____

Zip Code : _____ Fax / HP: _____

Email : _____

Type of room	Indonesian Participants Rates (single/twin) net/room/night	Overseas Participants Rates (single/twin) net/room/night	Check in date	Check out date
Standard	IDR 850.000,-	US\$ 110		
Superior	IDR 1.000.000,-	US\$ 120		
Premier	IDR 1.150.000,-	US\$ 130		

As the rooms are limited, please make a booking soon
For confirmation please send your transfer slip to fax number : +62 21 7230061 or email to : isum@centrin.net.id / intium@cbn.net.id

METHOD OF PAYMENT

- Cash PayPal
- Transfer in Indonesian Rupiah (please copy in the bank transfer transaction in order to avoid difficulties)
Bank Name : BNI Cabang UI Depok
Account Name : PETRAKOSIA
Account Number : 0006695814
Bank Address : Jl. Salemba Raya 4, Jakarta 10430, Indonesia
- Transfer in USD
Bank Name : BNI Cabang UI Depok
Account Name : Medical Ultrasound Training Centre
Account Number : 0209403390
Swift Code: BNINIDJA
Bank Address : Jl. Salemba Raya 4, Jakarta 10430, Indonesia
- We don't accept personal cheques or bank draft
 - Payment by credit card is not available

Cancellation and Refund

Registration Fee : There will be a 50% charge for written cancellation made before 31 March 2013 There will be no refund for request received after that date.

Limited for 100 participants only

INFORMATION FOR POSTER SUBMISSION

Posters will ONLY be accepted upon receipt of registration and payment for the 3rd World Federation of Ultrasound in Medicine and Biology (WFUMB) Center of Excellence Seminar. The scientific exhibition of Poster Session will be display on Electronic Poster Display Only.

You don't have to print and bring along the hardcopy of your poster so please send the Full Paper of the Poster with this criteria:

- Send it as Power Point (in multiple slide)
 - Compressed the PP into a Compressed ZIP Folder
 - Font : Arial or Calibri or Times New Roman
 - No limitation of the words quantity, but its preferable if the full paper looks compact (500 word).
 - Sent to : isum@centrin.net.id. Please send via email your recent photograph with size : 3 x 4 cm as soon as possible
- Deadline for submission E-Poster is 31 March 2013

SECRETARIAT OFFICE

Medical Ultrasound Training Centre (Jakarta WFUMB-COE)
LPUK-USG Building 1st - 3rd floor
Jl. Radio Dalam Raya No. 1B
Kebayoran Baru, Jakarta 12140, Indonesia
Tel : (62-21) 7230060, 7258135, Fax : (62-21) 7230061
E-mail : isum@centrin.net.id / intium@cbn.net.id
Website : http://www.puski.org

PROGRAM

The official language is English

BENGAWAN SOLO B

Saturday, May 18, 2013

- 07.30-08.50 Registration
- 08.50-08.55 Welcome speech
Dr. Daniel Makes (Indonesia)
- 08.55- 09.00 Opening Remarks
Prof. Masatoshi Kudo (Japan)
- 09.00-09.30 Breast Ultrasound Anatomy and Pathologic Correlation
Prof. Woo Kyung Moon (Korea)
- 09.30-10.00 Ultrasound of Hypoechoic Breast Lesions: Differential Diagnosis
Dr. Daniel Makes (Indonesia)
- 10.00-10.30 Coffee Break
- 10.30-11.00 Contrast Enhanced Ultrasound (CEUS) in Diagnostic Imaging
Prof. Masatoshi Kudo (Japan)
- 11.00-11.30 Automated Breast Ultrasound vs. Hand-held Breast US
Prof. Woo Kyung Moon (Korea)
- 11.30-12.00 Ultrasound of Hyperechoic & Mixed Breast Lesions : Differential Diagnosis
Dr. Daniel Makes (Indonesia)
- 12.00-12.30 Modern Imaging Approach to Pancreatic Tumours
Prof. Masatoshi Kudo (Japan)
- 12.30-13.30 Lunch
- 13.30-14.00 Usefulness & Tips in US Elastography of Breast Lesions
Prof. Woo Kyung Moon (Korea)
- 14.00-14.30 Recent Advances in Breast Imaging 2013
Prof. Woo Kyung Moon (Korea)
- 14.30-15.00 QUIZ via Real Time Video Clip Files : 20 Pathologies cases, 10 Breast cases and 10 Abdominal Ultrasound cases
Dr. Daniel Makes (Indonesia)
- 15.00-15.30 Coffee Break
- 15.30-16.30 Hands-on of all participants on 12 US machine Stations:
BREAST Ultrasound including US Elastography
Speaker and Supervisors
- 16.30-17.30 ABDOMINAL Ultrasound including Color Doppler Ultrasound
Speaker and Supervisors

Sunday, May 19, 2013

- 09.00-09.30 Ultrasound findings in right lower abdominal pain
Dr. H. Sidharta (Indonesia)
- 09.30-10.00 The Role of Ultrasound for Painful Shoulder Its still important to do the Shoulder MRI ?
Dr. Paulus Rahardjo (Indonesia)
- 10.00-10.30 Coffee Break
- 10.30-11.00 Ultrasound of Ankle Tendons: Anatomy, Pathology and How to Image
Dr. Paulus Rahardjo (Indonesia)
- 11.00-11.30 Hepatic Fibrosis : Hepatologist's Perspectives
Prof. Ali Sulaiman (Indonesia)
- 11.30-12.00 Liver Elastography in the evaluation of Liver Fibrosis
Prof. Masatoshi Kudo (Japan)
- 12.00-13.00 Lunch
- 13.00-13.30 Current Status & Prospects of Liver Fibroscan in Indonesia
Dr. Irsan Hasan (Indonesia)
- 13.30-14.00 Knee Tendons & Ligaments Ultrasound: Anatomy and Pathology. What is important to do with Knee MRI ?
Dr. Paulus Rahardjo (Indonesia)
- 14.00-14.30 Recent Advances in Ultrasound Techniques for Treatment Guidance for Liver Tumours
Prof. Masatoshi Kudo (Japan)
- 14.30-15.00 QUIZ via Real Time Video Clip Files : MSK US Pathologies 20 MSK Ultrasound cases
Dr. Daniel Makes (Indonesia)
- 15.00-15.30 Coffee Break
- 15.30-16.30 Hands-on of all participants on 12 US machines Stations :
Shoulder, Elbow and Wrist
Speaker and Supervisors
- 16.30-17.30 Knee and Ankle
Speaker and Supervisors
- 17.30-18.00 DOOR PRIZE & Closing
Organizing Committee



3rd World Federation of Ultrasound in Medicine and Biology (WFUMB) Center of Excellence Seminar

in conjunction with

8th Annual Meeting of the Indonesian Society of Oncology Imaging (ISOI)

and

20th Annual Meeting of the Indonesian Society of Ultrasound in Medicine (ISUM)

Theme :
Breast, Musculoskeletal and Abdominal Imaging



Novotel Mangga Dua Square
Jakarta, May 18 - 19, 2013



**12th Asian Breast Diseases Association
Teaching Course
in conjunction with
4th Jakarta World Federation for
Ultrasound in Medicine & Biology –
Center of Excellence Seminar**

Update in Breast Cancer Screening
Update in Early Detection & Diagnosis
Update on BI-RADS 5th Edition
Update of Breast Pathology
Treatment of Early Cancer
What is New in Oncology
Multidisciplinary Case Discussion
Breast MRI Workshop
Update in Urogenital Ultrasound
Recent Advances in Musculoskeletal Ultrasound

THEME

**October 16 - 18, 2014
Sanur Paradise Plaza Hotel
& Suites, Sanur, Bali**

www.abda-breast.org
isum@centrin.net.id



Manual de Diagnóstico em
ULTRA-SONOGRAFIA

P.E.S. Palmer



Prefácio

Luiz Antonio Bailão



Publicado pela Organização Mundial de Saúde - OMS
em colaboração com a
Federação Mundial de Ultra-Som em Medicina e Biologia

REVINTER

santos
Livraria Editora



ГЭРЧИЛГЭЭ

БД° _____ (12/2.0)

_____ овогтой _____ танд

2013 оны 7-р сарын 25-27-ны өдрүүдэд
Дэлхийн Хэт Авиан Оношлогооны Нийгэмлэгүүдийн Холбоо,
Монголын Хэт Авиан Оношлогооны Нийгэмлэг,
Монголын Эх Барих Эмэгтэйчүүдийн Эмч нарын Нийгэмлэг
хамтран зохион байгуулсан
**“ДЭЛХИЙН ХЭТ АВИАН ОНОШЛОГООНЫ
НИЙГЭМЛЭГҮҮДИЙН ХОЛБООНЫ МОНГОЛ ДАХЬ
СУРГАЛТЫН ТӨВИЙН АНХДУГААР
ОЛОН УЛСЫН СУРГАЛТ”-нд**
хамрагдсан тул гэрчилгээ олгов.

Дэлхийн Хэт Авиан Оношлогооны
Нийгэмлэгүүдийн Холбооны
сургалт эрхэлсэн захирал

Монголын Хэт Авиан
Оношлогооны Нийгэмлэгийн
ерөнхийлөгч

Проф. Буй Инь Чой

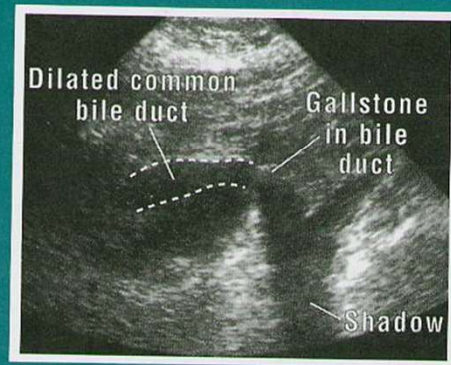
Проф. С.Сонин

CN° _____

ГN° _____

2013.07.27

超声诊断 手册



P. E. S. Palmer 编著
张青萍 主译



世界卫生组织



人民卫生出版社

Early Registration Fee Deadline
May 2009

Registration Deadline
July 2009

Late Registration
From Saturday, 1 August 2009

Important Dates

WFUMB 2009

World Congress in Medical Ultrasound *Sydney* Australia



12th World Congress
of the World Federation
for Ultrasound in
Medicine and
Biology

**Sunday, 30 August to
Thursday, 3 September 2009**

Incorporating

39th ASUM Annual Congress
Sunday, 30 August to Thursday, 3 September 2009

**ASUM 2009 Multidisciplinary
Ultrasound Workshop**
Sunday, 30 August to Wednesday, 2 September 2009

WFUMB – WINFOCUS Workshop
Thursday, 3 September 2009

**All Congress enquiries
should be directed to:**

WFUMB 2009
c/o ICMS Pty Ltd
Locked Box 04802
DVB Post Office
Sydney NSW 1230
Australia
Phone: +61 2 9290 3366
Fax: +61 2 9475 0364
Email: info@wfumb2009.com

ASUM CEO Contact
Dr Caroline Hong
Email: carolinehong@asum.com.au

**ASUM General Society
email enquiries**
asum@asum.com.au

Register online at

www.wfumb2009.com

Major
Sponsors

GE Healthcare

see it all
MEDISON

PHILIPS

TOSHIBA

Supporting
Sponsors

Business Events Sydney
(formerly known as SCVB)

NSW Department of
State and Regional
Development

Diagnostic

Australian Diagnostic
Imaging Association



www.wfumb.org

www.wfumb2009.com

The WFUMB 2009
Congress is hosted
by ASUM

www.asum.com.au



Promoting Excellence in Ultrasound

WFUMB 2009



WFUMB 2009

a unique opportunity for ultrasound and medical imaging

The World Congress of WFUMB 2009, 30th August to 3rd September in Sydney will be a unique event on the ultrasound and medical imaging calendar for 2009.

The program provides a "one-stop-shop" opportunity to update in virtually every area of medical ultrasound at the Darling Harbour Convention Centre on Sydney Harbour.

It is by far the most comprehensive ultrasound program with which I have been associated and it represents an ideal opportunity to hear "state-of-the-art" presentations on ultrasound from a large faculty of international experts.

The faculty of 140 invited speakers includes 85 international faculty with 320 invited presentations programmed. This will provide the most comprehensive coverage in ultrasound, in both technical and clinical domains, with a strong program for almost every subspecialty physician and sonographer.

In addition we have programmed 140 proffered papers and 530 posters.

Program streams

Over 300 invited presentations will cover the following program streams:

- Musculoskeletal
- Breast
- Abdominal
- Small parts
- Obstetrics and gynaecology
- Vascular
- Paediatrics
- Cardiology

Workshops

We are featuring over 100 workshop sessions in the following areas: musculoskeletal, abdominal, neck, obstetrics & gynaecology, vascular, paediatric and breast. These will provide small group exposure to "How-I-do-it" scanning sessions with leaders in the field.

This is one of the most exciting and content rich ultrasound programs to have been mounted. It is a pleasure to be able to recommend it is a "must attend" for 2009 for all those involved in ultrasound and medical imaging. Furthermore, in true ASUM style, we promise an enjoyable time in a beautiful setting.

Professor Rob Gibson
Congress Convenor

New developments

Important new developments will focus on:

- Ultrasound contrast agents
- Elastography
- Latest ultrasound imaging technical developments
- Interventional and therapeutic techniques
- 3D and 4D techniques
- New approaches to Doppler and blood flow studies
- Imaging of angiogenesis
- High intensity focused ultrasound (HIFU)
- Endoscopic ultrasound

Additional courses available within the program

- Nuchal translucency course
- Transabial US course
- Point of care course: for medical practitioners providing ultrasound at their point of care

About ASUM

Australasian Society for Ultrasound in Medicine

"Promoting Excellence in Ultrasound"

The Australasian Society for Ultrasound in Medicine (ASUM) is a multidisciplinary society whose primary role is to assist in disseminating scientific information, provide education and set standards of practice in this continually developing specialty. ASUM members include medical specialists in almost all disciplines of medicine practice, sonographers, scientists, engineers, veterinarians and business corporations.

The Society is affiliated with the World Federation for Ultrasound in Medicine and Biology (WFUMB) and has linkages with ultrasound societies in Asia and worldwide.



www.asum.com.au

ASUM CEO Contact:
Dr Caroline Hong
Email: carolinehong@asum.com.au
ASUM General Email: asum@asum.com.au



About WFUMB

World Federation for Ultrasound in Medicine and Biology

WFUMB is a federation of ultrasound societies and federations whose memberships cover Australasia, Asia, Africa, Europe, North America and South America.

Presently the total number of individual members is almost 55,000, including physicians, scientists, engineers, trade and sonographers.

As a Non-Government Organisation (NGO), WFUMB is an official relation of the World Health Organisation (WHO).

WFUMB and WHO currently collaborate on various ultrasound education programs by organising and sponsoring courses and working for the creation of Education Centers and education and reference material.

The first World Congress of the World Federation for Ultrasound in Medicine and Biology (WFUMB) took place in 1976 in San Francisco. Since then, WFUMB World Congresses have been organised triennially.



www.wfumb.org

Major Sponsors

GE Healthcare

PHILIPS TOSHIBA

Satchel Insert Sponsors

- Queensland X-Ray
- Supersonic Imagine
- Zonare
- Nanosonics

Supporting Sponsors

- Business Events Sydney
- NSW Department of State and Regional Development
- Diagnostico
- Events NSW
- Australian Diagnostic Imaging Association

Exhibitors

- I-Med Network
- Lantheus Medical Imaging
- Sonosite
- Elsevier Australia
- Department of State and Regional Development
- Medison
- Toshiba
- GE Healthcare
- Philips Healthcare Singapore
- SuperSonic Imagine
- BK Medical
- Chison Medical Imaging Co., Ltd
- Siemens
- Zonare
- Nanosonics
- The International Vasa Previa Foundation
- Aloka Co., Ltd
- Shantou Institute of Ultrasonic Instruments Co Ltd
- Ultrasonix / InMed
- Sonoscape
- Hitachi Medical Corporation
- American Registry for Diagnostic Medical Sonography

Organising Committee

- **Professor Robert Gibson**
Congress Convenor
- **Professor Ron Benzie**
ASUM President - 2008 to 2010
- **Dr Matthew Andrews**
ASUM Immediate Past President
- **Dr Caroline Hong**, ASUM CEO
- **Mr Keith Henderson**,
ASUM Education Manager

Scientific Program Convenors

- **Mrs Bonita Anderson**
- **Professor Ron Benzie**
- **Mr Stephen Bird**
- **Associate Professor George Condous**
- **Professor Robert Gibson**
- **Mrs Jennifer Kidd**
- **Professor Albert Lam**
- **Dr Glenn McNally**
- **Mr Matthew Morrall**
- **Dr Andrew Ngu**
- **Dr Denise Roach**
- **Dr David Rogers**
- **Dr Sue Campbell Westerway**

Program

The program is correct at the time of printing and is subject to change.
Please refer to the Congress website www.wfumb2009.com for updates.

Key	Plenary	Concurrent	Symposiums	Workshop Workshops	Point of care Workshops	Workshops	Business Meetings	
Sunday, 30 August 2009								
08:00 Philips symposium – volumetric ultrasound								
16:00								
18:30	Contrast enhanced ultrasound in the abdomen Physics • Prof Peter Burns, Sunnybrook Health Science Centre, Canada Liver lesions • Prof Shoichi Wilson, University of Gifu, Gifu, Japan Kyffer cell contrast liver imaging • Prof Fumio Maruyasu, Tokyo Medical University, Japan Functional studies • Prof David Congrove, Imperial College, Hammersmith Hospital, United Kingdom	Obstetrics The irregular heart rate. What does it mean? • Dr Joshua Copel, Yale University School of Medicine, United States Fetal cardiac functions in diabetic pregnancy • Dr Jan-Hart, Royal Prince Alfred Hospital, Australia 3D/4D Ultrasound: Fetal echocardiography • Dr Gregory H Delvin, United States The clinical outcome of fetus with prenatally diagnosed Ebstein's anomaly • Dr Peter Ching-Chang Hsieh, President, Taiwan Society of Ultrasound in Medicine, Taiwan Proffered papers	Musculoskeletal Ultrasound of entrapment neuropathies of the lower extremity • Assoc Prof Carlo Martini, University of Genova, Italy Upper limb nerve entrapment syndromes • Mr Sam Nicholas, Benson Radiology, Australia Intraneural ganglia • Dr Neil Simmon, Dr Jones & Partners, Australia	Vascular: carotid Imaging before carotid intervention, what's enough? • Assoc Prof Philip Walker, Royal Brisbane Women's Hospital, Australia How is IMT performed? What measurements are taken? • Mr Terry Needham, United States After outcomes studies and use in state drug trials, why is carotid IMT not a routine clinical tool? • Dr Joseph Polak, Tufts Medical Center, United States "Ultrasound detection of cerebral emboli: the state of the art" • Prof David Evans, Leicester Royal Infirmary, United Kingdom Proffered papers	Live scanning workshops Shoulder • Dr Frank Barta, Victoria House Medical Imaging, Australia Forefoot pain assessment • Mr Andrew Wilnot, Australia Fetal biometry • Dr Susan Campbell Wootersley Pandiatric hips • Mrs Ann Carigan and Mrs Lorna Hardman			
12:00 Toshiba symposium								
12:00 Plenary presentation								
12:45 What's happening in ultrasound technology? The panoramic view from WFUMB 2009 • Prof Peter Burns, Sunnybrook Health Science Centre, Canada								
14:00	Pancreas Modern imaging approach to pancreatic tumours • Prof Christof F Dietrich, Germany Contrast enhanced ultrasound of pancreatic tumours • Dr Maria D'Onofrio, GB Road University Hospital, Italy Endoscopic ultrasound for pancreatic tumours • Dr Elisabetta Bucarelli, Ospedale Maggiore, Italy Proffered papers	Gynaecology – early pregnancy miscarriage, PULS and ectopic pregnancy Consewans section ectopic pregnancy, optimal management • Dr Daeon Jutkovic, United Kingdom Pregnancies of unknown location: diagnosis and management • Assoc Prof George Cordus, Nippon Hospital, Australia Ultrasound features of cervical and interstitial pregnancies: planning management • Dr Daeon Jutkovic, United Kingdom Why are some ectopic pregnancies characterized as pregnancies of unknown location at the initial transvaginal ultrasound examination • Assoc Prof George Cordus, Nippon Hospital, Australia Proffered papers	Musculoskeletal The post-operative shoulder • Mr Robyn Tamara, St Vincent's General Hospital, Australia Shoulder ultrasound with MRI correlation • Dr Bill Brinkard, Perth Radiological Clinic, Australia Pre-surgical appraisal of shoulder ultrasound and follow up on patients • Mrs Lisa Briggs, Peninsula Orthopaedics, Australia Proffered papers	Vascular: carotid and upper Carotid interpretation criteria. How to choose what you use • Assoc Prof Philip Walker, Royal Brisbane Women's Hospital, Australia Evolution and current status of carotid protection devices • Dr Eugene Zoric, University of Washington in Seattle, United States Duplex follow-up of carotid stents • Mr Fred Neucham, United States Non-invasive evaluation of upper extremity arterial pressures • Mr Terry Needham, United States Proffered papers	Technology and blood flow studies New Doppler techniques • Prof David Evans, Leicester Royal Infirmary, United Kingdom Ultrasound enhanced Thrombolysis • Prof Christy Hilliard, University of Cincinnati, United States Functional transcranial Doppler spectroscopy. A new technique • Dr Philip Nigmatov, Chedoke Medical Centre, Nigeria Proffered papers	Therapy and intervention Principles and techniques of ablation • Dr Tapan London, Copenhagen University Hospital at Herlev, Denmark High intensity focused ultrasound, basic principles and future promise • Dr Gal Tar Hase, Institute of Cancer Research, Royal Marsden Hospital, United Kingdom Technical advances and clinical applications of microwave ablation • Prof Ping Liang, Chinese PLA General Hospital, China Ultrasound guided ablation techniques, review and future aspects • Dr Christian Nolsoe, Koge Hospital, University of Copenhagen, Denmark	Education and ultrasound in practise Proffered papers	Live scanning workshops Elbow collateral ligaments,iceps brachii apparatus and joint space access • Mr Stephen Bird, Benson Radiology, Australia Lateral hip • TBA The 12 week scan • Ms Vanessa Pritchard, Sydney Ultrasound for Women Carotid stent • Ms Yvonne Bulthar
15:30	Genitourinary tract Contrast enhanced ultrasound for differential diagnosis of renal disease • Prof Christoph F Dietrich, Germany Ultrasound of renal masses • Dr Christian Nolsoe, Koge Hospital, University of Copenhagen, Denmark Ultrasound and male infertility • Dr David Makris, University of Indonesia, Indonesia Intrahepatic venous congestion syndrome (IHCS). A new clinical entity to elucidate prostatodynia • Dr Hiroki Watanabe, Japan	Education and Ultrasound in Practise Training in O&G ultrasound • Prof Alan Cameron, Queen Mother's Maternity Hospital, Australia Effectiveness of the "teaching the teachers" ultrasound in physician training program: A summary of three programs • Dr Barry Goldberg, Thomas Jefferson University, United States Proffered papers	Obstetrics Fetal CNS: Ultrasound evaluation of development through gestation • Dr Ana To, Canada Fetal Neurosonography • Dr Herman Munoz, Chile Fetal spine – the forgotten CNS • Dr Ana To, Canada Ultrasound in the first trimester: How safe is it? • Dr Jacques Abramowicz, Rush University Medical Center, United States	Musculoskeletal Ultrasound of epicondylitis • Assoc Prof Carlo Martini, University of Genova, Italy Elbowiceps brachii and collateral ligament assessment • Mr Stephen Bird, Benson Radiology, Australia Tendons and bursa: treatment tips and tricks • Dr Eugene McNally, Nuffield Orthopaedic Centre, United Kingdom	Cerebrovascular case presentations and interpretation Interactive session with panel discussion involving radiologist, surgeon and sonographer with audience participation	Technology and blood flow studies Ultrasound techniques for volumetric blood flow measurement • Prof David Evans, Leicester Royal Infirmary, United Kingdom Ultrasound flow imaging • Dr Jonathan M Rubin, University of Michigan, United States Evaluation of microvascular physiology • Dr Jonathan R Lindner, Oregon Health & Science University, United States Proffered papers	Live scanning workshops Brachial plexus and upper limb nerves • Mrs Lisa Briggs, Peninsula Orthopaedics, Australia Wrist • Mrs Li-Anne Grimshaw, Mater Imaging, Australia 18-20 week scan • Ms Delwyn Nicholls Upper Arm • Mrs Ann Needham, United States	
17:30	www.wfumb2009.com							

Program

The program is correct at the time of printing and is subject to change. Please refer to the Congress website: www.wfumb2009.com for updates.

Monday, 31 August 2009

09:30	Cardiac	Intervention Evaluation of atherosclerosis using ultrasound • Dr Shouchi Senda, Kagawa University, Japan Echocardiography in search for cardiac source of emboli • Prof Chandler Vargies, PD, Hinduja Hospital, India Doppler echocardiographic assessment of cardiac function in metabolic syndrome • Dr Shouchi Senda, Kagawa University, Japan Proffered Papers	Genitourinary Groin and scrotal pain • Dr Simon Elliot, United Kingdom Prostate 3D and Doppler • Dr Ruben Moncada, Ecuador Acute scrotum • Dr Simon Elliot, United Kingdom Transabdominal ultrasound or transperineal ultrasound? What is the optimal approach in women with gynaecological problems? • Assoc Prof Nicholas Rains-Ferring, United Kingdom Does 3D hydrosonography give us something new? • Dr Povelas Stadkevicius, Malmu University Hospital, Sweden Proffered papers	Gynaecology, controversies in modern ultrasound based management Early pregnancy assessment with, based on feet • Dr Davor Jurkovic, United Kingdom Transabdominal ultrasound or transperineal ultrasound? What is the optimal approach in women with gynaecological problems? • Assoc Prof Nicholas Rains-Ferring, United Kingdom Does 3D hydrosonography give us something new? • Dr Povelas Stadkevicius, Malmu University Hospital, Sweden Proffered papers	Musculoskeletal Tendinopathies of the wrist and hand • Assoc Prof Carla Martinioli, University of Genova, Italy Polycystic use and success • Mrs Lisa Briggs The posterior interosseous nerve - where have you been all my life? • Mr Chris Sykes Proffered papers	Vascular: abdominal aorta and renal artery Update of aortic imaging by ultrasound: status and future • Dr Joseph Polak, Tufts Medical Center, United States Current role of CT/MRI/Duplex for post-operative follow-up of aortic aneurysms • Prof John Harris, Australia Renovascular hypertension: Role of ultrasound and colour Doppler • Dr Nitin Chhabra, India Advances in renal duplex scanning • Dr R Eugene Starke, University of Washington in Seattle, United States	Technology and elastography Principles of elastography and strain imaging • Dr Flemming Forberg, Thomas Jefferson University, United States Clinical pneumatic breast elastography • Dr Jeffrey Barber, Institute of Cancer Research and Royal Marsden Hospital, United Kingdom Non-invasive quantitative imaging of arterial wall elasticity using supersonic shear imaging • Prof Mathias Fink, Waves and Acoustic Laboratory, France Quantitative elastography • Dr Jeffrey Barber, Institute of Cancer Research and Royal Marsden Hospital, United Kingdom Proffered Papers	Paediatric Ultrasound of neonatal brain • Prof In-Ok Kim, Seoul National University Hospital, Korea 3D/4D Fetal face/palate • Dr Fergus Scott and Mrs Jonathan Aghoza Third trimester scan • Mrs Ann Quirkon, Sydney West Health Service Brain infections • Dr Asa Harmonu, Hospital of Children, Tunisia Proffered papers	Live scanning workshops Ankle • Mrs Lo-Anne Grimshaw, Mater Imaging, Australia Shoulder • TBA 3D/4D Fetal face/palate • Dr Fergus Scott and Mrs Jonathan Aghoza Third trimester scan • Mrs Ann Quirkon, Sydney West Health Service
-------	----------------	---	---	--	---	---	---	--	---

10:00	Cardiac	Liver: HCC Diastolic dysfunction • Prof Chandler Vargies, PD, Hinduja Hospital, India Assessment of left ventricle filling pressures using spectral Doppler echocardiography • Ms Bernia Anderson, Queensland University of Technology and The Prince Charles Hospital, Australia Limitations in the assessment of diastolic function - illustrative examples • Ms Bernia Anderson, Queensland University of Technology and The Prince Charles Hospital, Australia Proffered papers	Obstetrics Mass survey for hepatocellular carcinoma in high risk groups • Prof Minoraki Fukuda, Seppou Med. University, Japan Diagnosis of liver cancer using perflubron microbubbles • Prof Fumion Moriyasu, Tokyo Medical University, Japan Value of contrast enhanced ultrasound in diagnosis of early hepatocellular carcinoma • Prof Min-Hua Chen, Peking University, China Evaluation of hepatocellular nodules in correlation of ultrasound findings and contrast enhanced MRI • Dr Joong Min Lee	Musculoskeletal Ultrasound of ankle tendons: anatomy, pathology and how to image • Assoc Prof Carlo Marinetti, University of Genoa, Italy Why and where tendons fail • Dr Cheryl Bass, Victoria House Medical Imaging, Australia Proffered papers	Vascular: visceral artery and other Insight into mesenteric duplex interpretation. Haerodynamic clues • Dr R Eugene Starke, University of Washington in Seattle, United States Postoperative imaging for haemodialysis access • Mrs Ann Newham, United States Transplant kidneys: The role of ultrasound • Prof David Cosgrove, Imperial College, Hammersmith Hospital, United Kingdom Proffered papers	Gynaecology: 3D/4D ultrasound in gynaecology, latest advances Levator trauma. Identification and implications • Prof Hans Peter Guiz, Western Clinical School, Australia Practical application of 3D ultrasound in fertility • Assoc Prof Nicholas Rains-Ferring, United Kingdom Congenital uterine anomalies. Is 3D superior to 2D ultrasound? • Dr Davor Jurkovic, United Kingdom 3D intra-garum ultrasound. Does it confer any benefit? • Prof Hans Peter Guiz, Western Clinical School, Australia 3D ultrasound of the endometrium in women with post-menopausal bleeding • Dr Povelas Stadkevicius, Malmu University Hospital, Sweden	Technology and contrast Lymphonography • Dr Barry Goldberg, Thomas Jefferson University, United States Applications of subharmonic contrast imaging • Dr Flemming Forberg, Thomas Jefferson University, United States Ultrasound mediated drug delivery • Prof Christy Holland, University of Cincinnati, United States Proffered papers	Paediatric Sonography of the thyroid • Prof Alan Dargatzis, Toronto Children's Hospital, Canada Ultrasound of the spine • Prof In-Ok Kim, Seoul National University Hospital, Korea 3D and 4D in contrast enhanced ultrasound • Prof Michel Claudon, Service de Radiologie, France Proffered papers	Live scanning workshops Basic Heart • Mr Jo Leema, Ultrason Care Paediatric A 2 of upper abdomen • TBA Wrist • Ms Robin Tarrant, St Vincent's General Hospital, Australia Elbow • Dr Frank Burke, Victoria House Medical Imaging, Australia
-------	----------------	--	---	---	--	--	---	--	--

12:30 **SE symposium** Philips symposium

13:30 **Penary presentation**

Molecular imaging and assessment of angiogenesis with contrast ultrasound • Dr Jonathan T Under, Oregon Health & Science University, United States

Program

The program is correct at the time of printing and is subject to change. Please refer to the Congress website www.wfumb2009.com for updates.

14:00	Cardiac Transoesophageal echocardiographic guidance for closure of atrial septal defect • Prof Cheng-Wen Chang	Abdomen and general Parasitic disease • Dr Nitin Chhabra, India Abdominal ultrasound features Value of contrast enhanced ultrasound for preabdominal radiofrequency ablation of hepatocellular carcinoma • Prof Mrs. Hui Chen, Peking University, China	Tumour ablation High intensity focused ultrasound treatment of hepatic cancer • Dr Gaur Hari, Institute of Cancer Research, Royal Marsden Hospital, United Kingdom Echocococcus disease • Dr Mohamed El Forati, Mizuata Hospital, Libya	Obstetrics 3D anomalies • Dr Simon Maughan, Obstetric & Gynaecological Ultrasound, Australia Genetic ultrasound: the definitive rate for Trisomy 21 • Dr Gregory R. DeVore, United States Prognostic ultrasound for congenital diaphragmatic hernia • Prof Alan Cameron, Queen Mother's Maternity Hospital, United Kingdom	Musculoskeletal Foot ultrasound. What do we need to know and do • Assoc Prof Carlo Marinoli, University of Genova, Italy Lesions in the forefoot, do they matter? • Dr Neil Simmons, Dr Jones & Partners, Australia Knee tendons and ligaments. Anatomy and pathology • Assoc Prof Carlo Marinoli, University of Genova, Italy	Vascular: peripheral arterial Peripheral arterial imaging with colour Doppler 20 years later • Dr Joseph Patel, Tufts Medical Center, United States Role of duplex surveillance after peripheral endovascular interventions • Dr John Chesser Importance of hypogastric surveillance in 2009 • Assoc Prof Philip Walker, Royal Brisbane Women's Hospital, Australia	Molecular imaging: contrast and new techniques Development of array based ultrasound imaging in the 15-20MHz range • Dr Stuart Foster, Canada Progress of ultrasound in molecular imaging • Prof Zhigang Wan, China	Paediatric Ultrasound in valvular regurgitation • Prof Michel Claudon, Sorbonne Radiologie, France Renal pyramids • Prof Alan Daneman, Toronto Children's Hospital, Canada Ultrasound in native and transplanted kidney • Prof Michel Claudon, Sorbonne Radiologie, France	Live scanning workshops Paediatric head • TBA Renal arteries • Mr Warren Lewis Polyfocal techniques • Mrs Lisa Bagg, Penning Orthopaedics, Australia Hemibody • TBA
-------	--	---	---	--	--	---	---	--	---

15:30	Cardiac Case studies – congenital heart disease • Ms Sue Bradley, The Children's Hospital at Westmead, Australia	Volume scanning 3D in the abdomen Volume imaging in abdomen, can it work? • Prof Stephen Wilson, University of Calgary, Canada	Obstetrics Teratoma. Echographic correlation can it work? • Dr Marcos Antonio Velasco, Instituto Diagnostico Por Imagen Mexico, Hospital General S.S.A, Apizaco, Mexico An approach to syndromes primarily affecting fetal skeleton and limbs: 2D & 3D • Dr Beryl Benicourt, WFUMB Councilor, United States Amniotic Band: too little, too much • Dr Jacques Abramowicz, Rush University Medical Center, United States	Musculoskeletal Fascial continuity and referred pain relevant to ultrasound imaging • Prof Sue Farnes, Dr Jones & Partners, Australia The importance of x-rays • Dr Neil Simmons, Dr Jones & Partners, Australia It's not all tendons! Ultrasound of ligament and retinacular disorders • Dr Eugene McNally, Nutfield Orthopaedic Centre, United Kingdom	Vascular: Arterial and abdominal case presentations and interpretation How to write and publish a scientific article • Prof Michael Bachmann Nielsen, UFSUMB, Denmark Interactive session with panel discussion involving radiologist, surgeon and sonographer with audience participation Unusual ectopic presentations • Ms Margaret Condon, Warrabee Mary Hospital, Australia Validity of carotid duplex scan performed with the patient seated • Dr Luca B. Pombal, Griffith University, Australia	Education and ultrasound in practice The hepatic vein wall as a marker for cirrhosis: how does it compare with liver surface appearances? Preliminary results from a prospective study • Richard Allan Ultrasound in lymphoma • Dr Aziz Hamrou, Hospital d'Enfants, Tunisia	Technology and new techniques Midgut volvulus and malrotation • Mr Roger Gerrit, Women's and Children's Hospital, Australia Sonography in neonatal enterocolitis • Prof Alan Daneman, Toronto Children's Hospital, Canada Ultrasound in lymphoma • Dr Aziz Hamrou, Hospital d'Enfants, Tunisia	Paediatric 3D Ovaries • Ms. Sarnora Alphons, Sydney Ultrasound for Women Leg arterial/lymphatic • Ms. Stephanie Bred, Vascular Diagnosis Forefoot pain assessment • Mr Stephen Bird, Benson Radiology, Australia Shoulder ultrasound traps and tendons • Mr Andrew Wilnot, Australia	Live scanning workshops 3D Ovaries • Ms. Sarnora Alphons, Sydney Ultrasound for Women Leg arterial/lymphatic • Ms. Stephanie Bred, Vascular Diagnosis Forefoot pain assessment • Mr Stephen Bird, Benson Radiology, Australia Shoulder ultrasound traps and tendons • Mr Andrew Wilnot, Australia
-------	--	--	---	--	--	---	---	---	--

17:30 **WFS General Assembly**

Program

The program is correct at the time of printing and is subject to change. Please refer to the Congress website www.wfumb2009.com for updates.

Tuesday, 1 September 2009

06:30	Small parts	General Ultrasoned	Abdomen – Liver	Obstetrics	Musculoskeletal	Vascular ultrasound in 2009	Paediatric	Live scanning workshops	
	Ultrasoned of neck masses (non-thyroid) • Prof Herbert Gratzner, President of EFSUMB, Austria	Blood flow in the liver • Prof David Cogrove, Imperial College, Hammer-smith Hospital, United Kingdom	Fetal gastrochisis • Prof Alan Cameron, Queen Mary's Maternity Hospital, United Kingdom	Classically relevant ultrasound of the sacroiliac ligament • Dr Neil Simmons, Dr Jones & Partners, Australia	Vulnerable plaque imaging with microbubble contrast agents • Prof Peter Burns, Sunnybrook Health Science Centre, Canada	Ultrasoned in paediatric emergency • Prof In-Ok Kim, Seoul National University Hospital, Korea	Ultrasound in paediatric emergency • Prof In-Ok Kim, Seoul National University Hospital, Korea	Knee • TSA	The placenta • Mr Martin Nicas
	Sonography of thyroid nodules • Prof Arif Anja	Elasticity in liver and abdominal ultrasound • Dr Jonathan R Rubin, University of Michigan, United States	Merkel Cell carcinoma • Dr Marcos Antonio Velasco, Instituto De Diagnostico Per Inagga Mexico, Hospital General S.S.A., Acapulco, Guerrero, Mexico, Mexico	Anatomy and pathology of the proximal hamstring tendons and muscles • Dr Cheryl Bass, Victoria House Medical Imaging, Australia	Ultrasound imaging of atherosclerosis • Dr Jonathan R Linher, Oregon Health & Science University, United States	Pathological landmark in intussusception • Prof Alan Daneman, Toronto Children's Hospital, Canada	Ultrasound in paediatric intussusception • Prof Peter Burns, Sunnybrook Health Science Centre, Canada	Stiles with Doppler • Mr Rob Midgton, Australian School of Medical Imaging, Australia	
	3D in small parts: thyroid, parathyroid and parotitis • Dr Leonardo Fernandez, Instituto Medico La Pazista, Venezuela	Quantitative viscoelasticity mapping of human liver using supersonic shear imaging • Prof Matthias Fink, Waves and Acoustic Laboratory, France	Fetal facial and neck anomalies • Dr Beryl Benicouff, WFUMB Council, United States	3D ultrasoned. Can we distinguish between hydrosalpinx, pyosalpinx and tubo-ovarian abscess? • Dr Tamasz Bognard, Italy	New imaging approaches: have they altered accuracy of vascular diagnosis? • Dr Joseph Pitek, Tufts Medical Center, United States	Ultrasound in paediatric intussusception • Prof Peter Burns, Sunnybrook Health Science Centre, Canada	Preferred Papers		
	Sonography of neck nodes • Prof Arif Anja, The Chinese University of Hong Kong, Hong Kong	Preferred papers	3D sonography of the face in genetic diseases • Dr Lawrence Platt, United States	Preferred papers					

10:30

10:30	Small Parts	Obstetrics	Musculoskeletal	Vascular venous	Gynaecology: imaging in women with chronic pelvic pain	Paediatric	WFUMB educational programs to assist the developing and emerging countries	Live scanning workshops
	Ultrasoned of salivary glands-anatomy and design conditions • Prof Norbert Gratzner, Austria	Fetal CNS – it's not just ventriculomegaly • Dr Anis Tu, Canada	Ultrasound assessment of adhesive capsules • Mr Craig Collins, A Publicis, Australia, Australia	Necessity for calf vein duplex, for diagnosing isolated calf DVT • Mr Tony Needham, United States	Saline infusion sonography. Prediction of deeply infiltrative endometriotic rectovaginal disease • Dr Tamasz Bognard, Italy	Vascular birthmarks in children • Prof Albert Lau, The Children's Hospital at Westmead, The University of Sydney, Australia	Introduction – A history of WFUMB's educational efforts • Prof Giovanni Cori, University of Sao Paulo, Brazil	Liver segments • Mr Loren Scarborough, Women's and Children's Hospital, Australia
	Imaging of salivary gland cancer • Prof Arif Anja, The Chinese University of Hong Kong, Hong Kong	Cystic hypospadias • Dr Marcos Antonio Velasco, Instituto De Diagnostico Per Inagga Mexico, Hospital General S.S.A., Acapulco, Guerrero, Mexico, Mexico	Basic essentials of rotator cuff ultrasound. Supraspinatus tear types and how to look for them • Dr Eugene McNally, Nuffield Orthopaedic Centre, United Kingdom	Unilateral venous duplex. Prevalence of thrombosis in the asymptomatic limb • Mr Virginia Makham, Royal Prince Alfred Hospital, Australia	Laparoscopic excision of deep infiltrative endometriosis. Do we really need to scan these women? • Dr Jason Abbott, Royal Hospital for Women, Australia	Malignant hepatic tumour • Dr Pedro Uchimaik, Instituto Piedadto La Florida, Venezuela	Current and planned WFUMB education committee projects • Dr Barry Goldberg, Thomas Jefferson University, United States	Paediatric appendix • Mr Roger Gant, Women's and Children's Hospital, Australia
	Ultrasoned in skin cancer • Dr Jeffrey Bamber, Institute of Cancer Research and Royal Marsden Hospital, United Kingdom	Optimizing the image (2D, colour Doppler, power Doppler) for evaluation of fetal heart • Dr Gregory R Delvin, United States	Sonographic assessment of shoulder impingement • Dr Cheryl Bass, Victoria House Medical Imaging, Australia	Post thrombotic syndrome. Most prevalent and least understood complication of DVT • Dr Denise Roach	Liver transplant in children • Mr Amancio Ome, Children's Hospital at Westmead, Australia	Liver transplant in children • Mr Amancio Ome, Children's Hospital at Westmead, Australia	WHO ultrasound manual. An update • Dr Harald Lutz	Crani/haemii • Mr Sean McPhee, Mr Sean McPhee Medical Centre, Australia
	Preferred papers	3D ultrasoned in Oti Gyn: the good, the bad, the ugly • Dr Jozsef Abramowicz, Rush University Medical Center, United States	Open forum panel discussion on shoulder impingement • Dr Neil Simmons, Dr Jones & Partners, Australia • Dr Cheryl Bass, Victoria House Medical Imaging, Australia • Dr Eugene McNally, Nuffield Orthopaedic Centre, United Kingdom	Incidence and diagnosis of ovarian and pelvic vein incompetence • Mr Martin Nicas, Antigrade Ultrasound Solutions, Australia	Preferred papers	Preferred papers	State of the WFUMB centers of excellence • Prof Byung Hee Cho, Seoul National University Hospital, Korea	
							Ultrasound education in Bangladesh • Dr Kana Bala, University of Science & Technology Chittagong, Bangladesh • Prof Hirotaka Watanabe, Principal, Kyoto Central Nursing School, Japan	

12:00 **WFUMB general assembly** **Medicine symposium**

13:00 **Plenary presentation**
Supersonic shear wave imaging • Prof Matthias Fink, Waves and Acoustic Laboratory, France



Program

The program is correct at the time of printing and is subject to change. Please refer to the Congress website: www.wfumb2009.com for updates.

13:45

14.00	Gastrointestinal	Gynaecology: abnormal uterine bleeding, amenorrhoea and postmenopausal bleeding Ultrasound in Crohn's disease • Prof Odd Hauge Gjøa, National Centre for Ultrasound in Gastroenterology, Norway Rectum and anal canal • Prof Stephanie Wilson, University of Calgary, Canada Ultrasound of stomach • Prof Odd Hauge Gjøa, National Centre for Ultrasound in Gastroenterology, Norway Hydrocoelic sonography • Dr Kuru Bal, University of Science & Technology Chittagong, Bangladesh	Musculoskeletal Anterior hip and hiposcopy apparatus assessment • Mr Stephen Burt, Barron Radiology, Australia Ultrasound of groin pain • TGA Ultrasound guided tenoscopy Does 3D ultrasound add any value to the assessment of pre-menopausal women with abnormal uterine bleeding? • Assoc Prof Nicholas Rain-Ferning, United Kingdom Significance of incidental ultrasound findings in post-menopausal women, to remove or not to remove? • Dr Steven Goldstein, NYU Medical Center, United States Can we reliably make a diagnosis of polycystic ovaries? 2D versus 3D modalities • Assoc Prof Nicholas Rain-Ferning, United Kingdom The value of 3D ultrasound in women with postmenopausal bleeding • Dr Povilas Stakčevičius	Vascular, venous Chronic venous insufficiency and how to test for it • Mr Terry Neudorfer, United States Role of duplex in non-surgical varicose vein treatment • Dr Stefania Roberts The role of the sonographer in endovenous ablation • Ms Alison Kelly Upper extremity duplex for diagnosing DVT • Ms Ann Neucham, United States Clinical ramifications of upper extremity DVT • Dr R. Eugene Zoller, University of Washington, USA Preferred papers	Breast: Elastography Usefulness of breast real-time tissue elastography • Assoc Prof G Ueno, University of Tsukuba, Japan Elastography for the characterization of palpable breast lesions • Assoc Prof Woo Kyung Moon, Seoul National University Hospital, Korea Duplex in pulmonary embolism • Dr Pedro Urubeh, Instituto Pediatría La Florida, Venezuela Preferred papers	Paediatric Ultrasound of neonatal hip • Prof In-Ok Kim, Seoul National University Hospital, Korea Ultrasound of gastrointestinal tract • Prof Alan Deraman, Toronto Children's Hospital, Canada Duplex in pulmonary disease • Dr Pedro Urubeh, Instituto Pediatría La Florida, Venezuela Preferred papers	WRMB educational programs to assist the developing and emerging countries Review of the curriculum development project • Dr Luciano Fernandez, Instituto Medico La Piedad, Venezuela Principles of the development of an e-learning program • Dr Paul Dobbins E-learning tools and illustrative e-learning sessions • Dr Paul Dobbins and Dr Joanne Sprynski Summary and plans for implementing the development of an ultrasound and basic radiology curriculum and e-learning tools in cooperation with multiple organizations • Dr Barry Gullberg, Thomas Jefferson University, United States and Dr Paul Dobbins	Live scanning workshops Neck • Prof Ant Alpa, The Chinese University of Hong Kong, Hong Kong Arctic endogast • Ms Kathryn Beach, Campbellton Vascular Laboratory, Australia Adhesive capsulitis • Mr Craig Collins, X Radiology Australia, Australia Advanced breast • Ms Alison Lee-Tanock
--------------	-------------------------	---	---	---	---	--	--	--

15:30

16.00	Contrast	Abdominal and general EFSUMB Guidelines for contrast enhanced ultrasound • Dr Christian Nodde, Koge Hospital, University of Copenhagen, Denmark Contrast enhanced ultrasound time intensity curves • Prof Christoph F Dietrich, Germany Cost-analysis of contrast enhanced ultrasound • Dr Mirko D'Onofrio, GB Royal University Hospital, Italy Preferred papers	Gynaecology: imaging in women with gynaecological malignancy Differentiation between malignant and benign ovarian masses: will mathematical models ever outperform the human brain? • Assoc Prof Antonia Testa Postmenopausal bleeding: How reliable is transvaginal ultrasound in excluding endometrial cancer? • Dr Steven Goldstein Difficult ovarian masses. Can the use of contrast agents improve the pre-operative diagnosis? • Assoc Prof Antonia Testa Do we need 3D ultrasound to scan adnexal masses? • Dr Povilas Stakčevičius Having performed an ultrasound of the pelvis, is it necessary to perform serum CA 125 levels to assess the risk of ovarian malignancy? • Assoc Prof Antonia Testa	Musculoskeletal Ultrasound assessment of lateral ankle ligaments/subtalar joints • Dr Cheryl Bass, Victoria House Medical Imaging, Australia Treatment options for Achilles tendinosis and related regional pathology • Dr Richard De Villiers, Somerset West, South Africa Ultrasound assessment of anterior knee pain • Dr Phil Lucas, RPP Diagnostic Imaging, Australia Preferred papers	Venous: case presentations and interpretation Interactive session with panel discussion involving radiologist, surgeon and sonographer with audience participation	Breast: Biopsy and staging Staging with sonography • Dr Gary Whitman, University of Texas MD Anderson Cancer Ctr, United States Ultrasound guided biopsy of the breast • Assoc Prof Woo Kyung Moon, Seoul National University Hospital, Korea Sentinel lymph node mapping • Dr Gary Whitman, University of Texas MD Anderson Cancer Ctr, United States Preferred papers	Paediatric Changes in workflow created by new ultrasound machines • Prof Michel Caudon, Service de Radiologie, France Sonographic measurement of liver, spleen and kidney • Dr Michael Kawooya, Makerere University EC URF Kampala, Uganda Ultrasound in the digestive tract • Prof Hassan Ghari, Tunisia	Live scanning workshops 3D fetal breast • Dr Gregory R. DeWore Pantal hypertension • Mr Peter Coombs, Monash Medical Centre, Australia Friger • Dr Eugene McNally, Nuffield Orthopaedic Centre, United Kingdom Chronic venous insufficiency • Mr Terry Neudorfer, United States
--------------	-----------------	---	--	--	--	--	---	--

17:30



Program

The program is correct at the time of printing and is subject to change.
 Please refer to the Congress website: www.wfumb2009.com for updates.

Wednesday, 2 September 2009

08:30	Intervention	Obstetrics	Musculoskeletal	Breast lesions	Point of care ultrasound 1	Point of Care Plenary	Point of Care Workshop	Live scanning workshops
	Difficult areas for radiofrequency ablation in the abdomen • Dr John McGahan, Davis Medical Centre, United States	Magnetic resonance vs ultrasound diagnosis • Dr Herman Maron, Chile Use of colour in the assessment of fetal anomalies • TBA	Pulleys, plates and other paraphernalia – anatomy and unique injuries to fingers • Dr Bill Broadbent, Perth Radiological Clinic, Australia	Sonographic characterization of solid breast nodules • Dr Thomas Stavros, United States Breast ultrasound of DCIS: Correlation with mammography, MRI and pathology • Assoc Prof Woo Kyung Moon, Seoul National University Hospital, Korea	Ultrasound imaging of groin pain in athletes • Prof Michael Bachmann-Nielsen, (FISUMB), Denmark	The practice and credentialing of Point of Care Ultrasound • TBA	CCPU Physics & Image optimisation Workshop • TBA	Sciatic nerve / hamstring • Mr Sean McPhee MCA/duress Doppler • Mr Martin Nacas Renal and pancreatic • Mr Martin Forbes
	Complications of radiofrequency ablation for hepatic malignancies • Dr Hyoung Choo, Sajeep Veterans General Hospital, Taiwan	The use of ultrasound in assessing fetal wellbeing • Dr Lawrence Platt, United States Second and third trimester emergency ultrasound • TBA	Understanding how biomechanics can assist an ultrasound diagnosis • Prof Sue Faran, Dr Jones & Partners, Australia	Musculoskeletal ultrasound and the athlete – a review of sports specific injuries • M Andrew Willmet, Australia	Emergency echocardiography • Prof Chandler Vanaja, PGD Hinda Hospital, India			
	Proffered papers	Proffered papers	Proffered papers	Proffered papers	Proffered papers			

10:30	Abdomen (EUS) and general	Obstetrics	Musculoskeletal	Breast	Point of care	Point of Care Workshop	Live scanning workshops
	Endoscopic ultrasound – present and future • Prof Minoruichi Fukuda, Sapporo Med University, Japan	First trimester screening experience in Singapore • Prof George Yeo, KK Women's and Children's Hospital, Singapore	Shoulder ultrasound beyond rotator cuff tears • Dr Eugene McNally, National Orthopaedic Centre, United Kingdom	New developments in breast imaging – computer aided diagnosis, shear wave elastography, new data assessment • Dr Thomas Stavros, United States	Emergency & Critical Care • TBA	CCPU O&G Level 1 Workshop introduction to Pelvic Scanning • TBA	Post operative shoulder • Mr Tapan Tanna, St Vincent's General Hospital, Australia Cardioline Doppler • Ms Delwyn Nicholls, Australia Cardiac • Ms Li-Phai, Australia Scanning the breast implant • Ljudo Slaski, Australia
	Endoscopic ultrasound for biliary disease • Dr Elisabetta Bonanni, Ospedale Maggiore, Italy	Screening for Down syndrome by assessment of the nasal bone • Dr Jon Hyett, Royal Prince Alfred Hospital, Australia	3D ultrasound of the supraspinatus tendon – a birds eye view • Mr Lu Anna Grassano, Mater Imaging, Australia	Automatic breast ultrasound and computer aided diagnosis • Assoc Prof Woo Kyung Moon, Seoul National University Hospital, Korea			
	Elastography in endoscopic ultrasound • Prof Christian F. Dietrich, Germany	The German approach to calculating the risk of chromosomal abnormalities in the first trimester • Dr Eberhard Mez, Denmark	Calcific rotator cuff tendinosis, how we treat it • Dr Richard De Villiers, Somerset West, South Africa	Extended field of view and 3D in the diagnosis of breast pathology • Dr Roberto Morcufo, Ecuador			
	Proffered papers	Screening for birth defects in Singapore • Prof George Yeo, KK Women's and Children's Hospital, Singapore	Proffered papers	Proffered papers			

12:30 **Toshiba symposium** Philips symposium

13:00 **Plenary presentation** Changes and challenges for clinical ultrasound over the next decade • Dr Barry Goldberg, Thomas Jefferson University, United States

14:30	Gynaecology and General	Obstetrics	Musculoskeletal	Breast: breast screening	Point of care	Point of care	Point of Care Workshop	Live scanning workshops
	Proffered papers	What are the problems with twin pregnancy • Prof Nick Fisk, RBWH Campus, Herston Q, Australia	Sonography of wrist lumps, bumps, nerves and ligaments • Dr Bill Broadbent	How to reduce false positive rates in breast ultrasound screening • Assoc Prof Woo Kyung Moon, Seoul National University Hospital, Korea	O&G & Renal • TBA	CCPU Physics & Image optimisation Workshop • TBA	CCPU FAST/AAA Workshop • TBA	Advanced shoulder • Mr Chris Styles Endometrium and Ovaries • Mrs Jennifer Alphonse, Sydney Ultrasound for Women and AGA, Australia Deep vein thrombosis • Ms Virginia Mahabam, Royal Prince Alfred Hospital, Australia Scanning the large breast • Ms Louise Smalley, Australia
		An evidence based protocol for ultrasound screening in monozygotic diamniotic twins • Dr Jon Hyett, Royal Prince Alfred Hospital, Australia	Proffered papers	Breast cancer screening with ultrasound • Assoc Prof E. Ueno, University of Tsukuba, Japan				
		Update on the management of twin-to-twin transfusion syndrome • Prof Nick Fisk, RBWH Campus, Herston Q, Australia		American College of Radiology (ACR) Breast Imaging Reporting and Starter System (BIRADS®) ultrasound lexicon • Dr Thomas Stavros, United States				
		Management of pregnancies complicated with cardiac fetes • Prof Waldo Sepulveda, Dept Obstetrics and Gynecology Clinica Las Condes, Chile		Proffered papers				

15:30

Program

The program is correct at the time of printing and is subject to change. Please refer to the Congress website www.wfumb2009.com for updates.

16:00	Abdomen and general	Obstetrics	Musculoskeletal	Breast	Gynaecology: case presentation/ interactive video session	Point of care: Emergency & Critical Care	Point of Care workshop: CCPU O&G Level 1 Workshop: Introduction to Obstetric scanning • TBA	Point of Care workshop: CCPU Thyroid Workshop • TBA	Live scanning workshops
	Imaging of non-obstetric pain in the pregnant patient • Dr John McGowan, Ohio Medical Centre, United States	What can 1st and 2nd trimester ultrasound tell us about monozygotic diamniotic twin pregnancy? • Prof Nick Fisk, REWA Campus, Hermon U, Australia	Proffered papers	2nd look ultrasound after MRI – ultrasound of ductal carcinoma in situ • Dr Thomas Stavros, United States	Early pregnancy cases • Dr David Jurkovic, United Kingdom • Assoc Prof George Condous, Nepean Hospital, Australia				Lower limb nerves • Mr Sean McInnis, Barcon Radiology, Australia
	Mesenteric ischaemia • Dr Nitin Chaudh, India	The prognosis of monozygotic twins with selective intra uterine growth restriction with different types of umbilical artery Doppler of the restricted twin • Dr Yao-Lung Chang, Chang Gung University College of Medicine, Taiwan		Clinical significance of dilated lactiferous ducts • Yi-Hong Chou, Department of Radiology, Veterans General Hospital-Taipei, Taiwan	Ovarian masses: difficult cases to call • Assoc Prof Antonia Testa, Catholic University Sacred Heart, Italy				Leg arteries • Ms Kathryn Busch, Camperdown Vascular Laboratory, Australia
	Ultrasound for right iliac fossa pain • Prof Norbert Gritzmair, President of EFSDMB, Austria	Ultrasound evaluation of gall bladder diseases: comparisons with CT and MRI • Dr Jeong Min Lee		Evidence based benefits and drawbacks of breast ultrasound in Asian women • Dr Waijayan Shubhrawar	Abnormal and post-menopausal bleeding: 20/42 • Dr Dajka Altomonte • Dr Tommaso Bignardi, Italy				
		Fetal intervention procedures including cardiac surgery • TBA		Duct Sonography in benign and malignant disease • Mira Lufanck					
		Fetoscopic guided laser therapy for twin-to-twin transfusion syndrome: Taiwan experience • Dr Yao-Lung Chang, Chang Gung University College of Medicine, Taiwan		Proffered papers					
		Proffered papers							

17:30

Thursday, 3 September 2009

08:30	Neckal transdisciplinary course	Translabial ultrasound course	Fetal echo course	Point of care	Point of Care workshop	WFUMB9 – wireless workshops	WFUMB9 – wireless workshops	WFUMB9 – wireless workshops
	Introduction/MCO • TBA	Prof Hans Peter Eliez, Western Clinical School, Australia	Dr Simon Mearns, Obstetric and Gynaecological Ultrasound, Australia	Surgical, Urology & Nephrology • TBA	Physics & Image optimisation • TBA	DVT / Vascular Access • TBA	1st Trimester Pregnancy • TBA	Critical Care Echo • TBA
	Principles of Screening • Dr Andrew McLennan, Australia							
	Practicalities of NT Measurement • Ms Vanessa Pincham, Australia							
	NT and Chromosome Abnormality • Dr Andrew McLennan, Australia			Sports Medicine & Rheumatology • TBA	CCPU O&G Level 2 Workshop: Early Pregnancy • TBA	Paediatric • TBA	High Resolution – Testis / Ocular • TBA	Advanced Echo • TBA
	Biochemical Screening • Dr Jon Hyett, Australia							
	12 Week Anomaly Scan • TBA			Neonatology • TBA	CCPU O&G Level 2 Workshop: Late Pregnancy • TBA	Advanced Trauma • TBA	Musculoskeletal/ Nerve Block • TBA	Advanced Abdomen – Biliary, Renal • TBA
	Screening and Multiple Pregnancy • Dr Jon Hyett, Australia							
	Invasive Prenatal Testing • Prof George Yeo, Singapore							
	Increased NT and Normal Chromosomes • Dr Andrew McLennan, Australia							
	Counselling, IMF Software & Audit, Panel Discussion • Dr Andrew McLennan • Dr Jon Hyett • Prof George Yeo							
	MCO							
	Finish / Discussion							

17:00

Registration and Accommodation Form

Register online at the Congress website www.wfumb2009.com

This form becomes a Tax Invoice upon payment. Please retain a copy for your records.

In registering for this congress, relevant details will be incorporated into a participant list for the benefit of all delegates (name and organisation only). Details may be made available to parties directly related to the congress including venue and accommodation providers (for the purpose of room bookings and congress options), key sponsors (subject to strict conditions) and to inform you via email of future conferences. Please tick the box below if you **do not** wish to have your name included in the participant list.

Please as appropriate: I Do Not Consent

Please complete and return this form, accompanied by your payment in Australian Dollars to:

WFUMB 2009 Telephone: +61 3 9682 0244
 C/- ICMS Pty Ltd Facsimile: +61 3 9682 0288
 94 Queensbridge Street Email: info@wfumb2009.com
 Southbank VIC 3006 AUSTRALIA

Contact Details and Delegate Information (Please print in block letters)

Please as appropriate: Sonographer Medical Doctor Scientist Other

Title (Prof/Dr/Mr/Ms/Mrs/Ms): _____ Given Name: _____ Family Name: _____

Position: _____ Department: _____

Organisation: _____

Mailing Address: _____ Postcode: _____

Country: _____

Telephone Business: _____ Mobile: _____ Facsimile: _____

Email: _____

Accompanying Person Title: _____ Given Name: _____ Family Name: _____

Special Requirements: (eg: Dietary, wheelchair access, other please state): _____

Please if and as appropriate: I am a member of ASUM AFSUMB AUM EFSUMB MASU FLAUS Other Medical Other

Registration Fees

	Until May 2009	Until July 2009	From Saturday, 1 August 2009	Total Registration Fees
Delegate 5 Day Registration (Includes 1 Live Scanning Workshop)	1,320.00	1,470.00	1,620.00	AS
Delegate 3 Day Registration	990.00	1,140.00	1,290.00	AS
Student 5 Day Registration * (Includes 1 Live Scanning Workshop)	990.00	1,140.00	1,290.00	AS
Student 3 Day Registration *	770.00	920.00	1,070.00	AS
Day Registration	440.00	490.00	540.00	AS
Developing Countries 5 Day Registration ** (Includes 1 Live Scanning Workshop)	990.00	1,140.00	1,290.00	AS
2 Day Registration (Point of Care Wednesday to Thursday)	770.00	770.00	770.00	AS
Accompanying persons	195.00	195.00	195.00	AS

* Please fax evidence of your student status, noting Congress name to +61 2 9475 0364.

** Please refer to the Congress website for a list of Developing Countries www.wfumb2009.com

Registration Fees Sub-Total AS

Days of Registration indicate day(s) attending: Sunday Monday Tuesday Wednesday Thursday

Live Scanning Workshops AS110 per session

Minimum numbers apply

Sunday, 30 August 2009

<p>10:30 – 11:10 <input type="checkbox"/> Musculoskeletal workshop: shoulder or <input type="checkbox"/> Musculoskeletal workshop: Forefoot pain assessment or <input type="checkbox"/> O & G workshop: fetal biometry or <input type="checkbox"/> Paediatric hips <input type="checkbox"/> AS 110.00</p> <p>11:20 – 12:00 <input type="checkbox"/> Paediatric hips or <input type="checkbox"/> Musculoskeletal workshop: shoulder or <input type="checkbox"/> Musculoskeletal workshop: Forefoot pain assessment or <input type="checkbox"/> O & G workshop: fetal biometry <input type="checkbox"/> AS 110.00</p> <p>14:00 – 14:40 <input type="checkbox"/> Musculoskeletal workshop: elbow, collateral ligaments, biceps, brachii apparatus and joint space access or <input type="checkbox"/> Musculoskeletal workshop: lateral hip or <input type="checkbox"/> O & G workshop: 12 week scan or <input type="checkbox"/> Vascular workshop: carotid stent <input type="checkbox"/> AS 110.00</p>	<p>14:50 – 15:30 <input type="checkbox"/> Musculoskeletal workshop: elbow, collateral ligaments, biceps, brachii apparatus and joint space access or <input type="checkbox"/> Musculoskeletal workshop: lateral hip or <input type="checkbox"/> O & G workshop: 12 week scan or <input type="checkbox"/> Vascular workshop: carotid stent <input type="checkbox"/> AS 110.00</p> <p>16:00 – 16:40 <input type="checkbox"/> Musculoskeletal workshop: brachial plexus and upper limb nerves or <input type="checkbox"/> Musculoskeletal workshop: wrist or <input type="checkbox"/> O & G workshop: 18-20 week scan or <input type="checkbox"/> Vascular workshop: upper arm <input type="checkbox"/> AS 110.00</p> <p>16:50 – 17:30 <input type="checkbox"/> Musculoskeletal workshop: brachial plexus and upper limb nerves or <input type="checkbox"/> Musculoskeletal workshop: wrist or <input type="checkbox"/> O & G workshop: 18-20 week scan or <input type="checkbox"/> Vascular workshop: upper arm <input type="checkbox"/> AS 110.00</p>
---	---

Live Scanning Workshops continued

Monday, 31 August 2009

08:30 – 09:10	<input type="checkbox"/> Musculoskeletal workshop: ankle or <input type="checkbox"/> Musculoskeletal workshop: shoulder or <input type="checkbox"/> O & G workshop: 3D/4D or <input type="checkbox"/> O & G workshop: third trimester scan	<input type="checkbox"/> AS 110.00
09:20 – 10:00	<input type="checkbox"/> Musculoskeletal workshop: ankle or <input type="checkbox"/> Musculoskeletal workshop: shoulder or <input type="checkbox"/> O & G workshop: 3D/4D or <input type="checkbox"/> O & G workshop: third trimester scan	<input type="checkbox"/> AS 110.00
10:30 – 11:10	<input type="checkbox"/> Cardiac workshop: basic heart or <input type="checkbox"/> Paediatric workshop: paediatric A-Z of upper abdomen or <input type="checkbox"/> Musculoskeletal workshop: wrist or <input type="checkbox"/> Musculoskeletal workshop: elbow	<input type="checkbox"/> AS 110.00
11:20 – 12:00	<input type="checkbox"/> Musculoskeletal workshop: wrist or <input type="checkbox"/> Musculoskeletal workshop: elbow or <input type="checkbox"/> Cardiac workshop: basic heart or <input type="checkbox"/> Paediatric workshop: paediatric A-Z of upper abdomen	<input type="checkbox"/> AS 110.00

Tuesday, 1 September 2009

08:30 – 09:10	<input type="checkbox"/> Musculoskeletal workshop: knee or <input type="checkbox"/> O & G workshop: the placenta or <input type="checkbox"/> Small parts workshop: testes with Doppler	<input type="checkbox"/> AS 110.00
09:20 – 10:00	<input type="checkbox"/> Musculoskeletal workshop: knee or <input type="checkbox"/> O & G workshop: the placenta or <input type="checkbox"/> Small parts workshop: testes with Doppler	<input type="checkbox"/> AS 110.00
10:30 – 11:10	<input type="checkbox"/> Abdominal workshop: liver segments or <input type="checkbox"/> Paediatric workshop: appendix or <input type="checkbox"/> Musculoskeletal workshop: groin/hernia or <input type="checkbox"/> O & G workshop: fetal head	<input type="checkbox"/> AS 110.00
11:20 – 12:00	<input type="checkbox"/> Musculoskeletal workshop: groin/hernia or <input type="checkbox"/> O & G workshop: fetal head or <input type="checkbox"/> Abdominal workshop: liver segments or <input type="checkbox"/> Paediatric workshop: appendix	<input type="checkbox"/> AS 110.00

Wednesday, 2 September 2009

08:30 – 09:10	<input type="checkbox"/> Musculoskeletal workshop: sciatic nerve / hamstring or <input type="checkbox"/> O & G workshop: MCA/ductus Doppler or <input type="checkbox"/> Vascular workshop: renal and mesenteric	<input type="checkbox"/> AS 110.00
09:20 – 10:00	<input type="checkbox"/> Musculoskeletal workshop: sciatic nerve / hamstring or <input type="checkbox"/> O & G workshop: MCA/ductus Doppler or <input type="checkbox"/> Vascular workshop: renal and mesenteric	<input type="checkbox"/> AS 110.00
10:30 – 11:10	<input type="checkbox"/> Musculoskeletal workshop: post operative shoulder or <input type="checkbox"/> O & G workshop: cord/uterine Doppler or <input type="checkbox"/> Vascular workshop: carotid	<input type="checkbox"/> AS 110.00
11:20 – 12:00	<input type="checkbox"/> Vascular workshop: carotid or <input type="checkbox"/> Musculoskeletal workshop: post operative shoulder or <input type="checkbox"/> O & G workshop: cord/uterine Doppler	<input type="checkbox"/> AS 110.00

14:00 – 14:40	<input type="checkbox"/> Paediatric workshop: head or <input type="checkbox"/> Vascular workshop: renal arteries or <input type="checkbox"/> Musculoskeletal workshop: polydactyl techniques or <input type="checkbox"/> Musculoskeletal workshop: hamstring	<input type="checkbox"/> AS 110.00
14:50 – 15:30	<input type="checkbox"/> Musculoskeletal workshop: polydactyl techniques or <input type="checkbox"/> Musculoskeletal workshop: hamstring or <input type="checkbox"/> Paediatric workshop: head or <input type="checkbox"/> Vascular workshop: renal arteries	<input type="checkbox"/> AS 110.00
16:00 – 16:40	<input type="checkbox"/> O & G workshop: 3D ovaries or <input type="checkbox"/> Vascular workshop: leg arteries/bypass or <input type="checkbox"/> Musculoskeletal workshop: forefoot pain assessment or <input type="checkbox"/> Musculoskeletal workshop: shoulder ultrasound traps and tricks	<input type="checkbox"/> AS 110.00
16:50 – 17:30	<input type="checkbox"/> O & G workshop: 3D ovaries or <input type="checkbox"/> Vascular workshop: leg arteries/bypass or <input type="checkbox"/> Musculoskeletal workshop: forefoot pain assessment or <input type="checkbox"/> Musculoskeletal workshop: shoulder ultrasound traps and tricks	<input type="checkbox"/> AS 110.00

14:00 – 14:40	<input type="checkbox"/> General workshop: neck or <input type="checkbox"/> Vascular workshop: aortic endograft or <input type="checkbox"/> Musculoskeletal workshop: adhesive capsulitis or <input type="checkbox"/> O & G workshop: advanced heart	<input type="checkbox"/> AS 110.00
14:50 – 15:30	<input type="checkbox"/> General workshop: neck or <input type="checkbox"/> Musculoskeletal workshop: adhesive capsulitis or <input type="checkbox"/> O & G workshop: advanced heart or <input type="checkbox"/> Vascular workshop: aortic endograft	<input type="checkbox"/> AS 110.00
16:00 – 16:40	<input type="checkbox"/> O & G Workshop: 3D fetal heart or <input type="checkbox"/> Abdominal workshop: portal hypertension or <input type="checkbox"/> Musculoskeletal workshop: finger or <input type="checkbox"/> Vascular workshop: chronic venous insufficiency	<input type="checkbox"/> AS 110.00
16:50 – 17:30	<input type="checkbox"/> O & G Workshop: 3D fetal heart or <input type="checkbox"/> Musculoskeletal workshop: finger or <input type="checkbox"/> Abdominal workshop: portal hypertension or <input type="checkbox"/> Vascular workshop: chronic venous insufficiency	<input type="checkbox"/> AS 110.00

14:00 – 14:40	<input type="checkbox"/> Musculoskeletal workshop: advanced shoulder or <input type="checkbox"/> O & G workshop: 3D endometrium or <input type="checkbox"/> Vascular workshop: deep vein thrombosis or <input type="checkbox"/> Scanning the large breast	<input type="checkbox"/> AS 110.00
14:50 – 15:30	<input type="checkbox"/> Musculoskeletal workshop: advanced shoulder or <input type="checkbox"/> O & G workshop: 3D endometrium or <input type="checkbox"/> Vascular workshop: deep vein thrombosis or <input type="checkbox"/> Scanning the large breast	<input type="checkbox"/> AS 110.00
16:00 – 16:40	<input type="checkbox"/> Musculoskeletal workshop: lower limb nerves or <input type="checkbox"/> Vascular workshop: leg arteries	<input type="checkbox"/> AS 110.00
16:50 – 17:30	<input type="checkbox"/> Musculoskeletal workshop: lower limb nerves or <input type="checkbox"/> Vascular workshop: leg arteries	<input type="checkbox"/> AS 110.00

Live Scanning Workshop Fees Sub-Total AS

WFUMB-Winfocus Workshop – Thursday, 3 September 2009

Minimum numbers apply

Session 1: 09:00 – 11:00	<input type="checkbox"/> DVT & Vascular Access or <input type="checkbox"/> 1st Trimester Pregnancy or <input type="checkbox"/> Critical Care Echo	<input type="checkbox"/> AS 275.00
Session 2: 11:45 – 13:45	<input type="checkbox"/> Paediatric or <input type="checkbox"/> High Resolution - Testis/Ocular or <input type="checkbox"/> Advanced Echo	<input type="checkbox"/> AS 275.00

Session 3: 14:30 – 16:30	<input type="checkbox"/> Advanced Trauma or <input type="checkbox"/> Musculoskeletal/Nerve Block or <input type="checkbox"/> Advanced Abdomen – Biliary, Renal	<input type="checkbox"/> AS 275.00
--------------------------	--	------------------------------------

WFUMB-Winfocus Workshop Fees Sub-Total AS

Courses – Thursday, 3 September 2009

Nuchal translucency course Translabial ultrasound course Fetal echo course Point of care

Social Program

Opening Ceremony and Welcome Drinks

The Committee extends a warm invitation to delegates and guests to attend the Welcome Drinks. This function will give delegates an opportunity to relax with colleagues and meet new friends. The evening includes light refreshments.

Date	Time	Attending	Tickets	Total
Sunday, 30 August 2009	18:30 – 20:30	<input type="checkbox"/> Yes <input type="checkbox"/> No	Included in registration fee Additional Tickets @ AS 65.00	AS

Congress Dinner

Dress: Smart Business

Wednesday, 2 September 2009	19:30 – 23:00	<input type="checkbox"/> Yes <input type="checkbox"/> No	Tickets @ AS 150.00	AS
-----------------------------	---------------	---	---------------------	----

Social Program Sub-Total AS

Please complete your registration fee payment details overleaf...

GRAND TOTAL REGISTRATION FEES ENCLOSED AS

Please check the Congress website for up-to-date information www.wfumb2009.com

WFUMB 2009

Registration Payment Details

Cheques:

Please make all cheques and bank drafts payable to "WFUMB 2009".
All payments **MUST BE IN AUSTRALIAN DOLLARS (A\$)**

Telegraphic Transfer:

If you wish to pay via telegraphic transfer, please indicate in the box below. Upon receipt of this registration form, the Meeting Office will mail or fax an applicable tax invoice to you within 10 working days.

Please send me documentation to arrange a telegraphic transfer. The Meeting Office will not be responsible for charge of bank fees associated with the transfer.

All prices quoted are inclusive of GST and are in Australian Dollars

Credit Card:

Please note that credit card charges will appear on your statement as ICMS Pty Ltd.

Please charge my: (Tick which applicable) American Express Diners Club MasterCard Visa

Card Number: _____

Card Expiry Date: ____ / ____ (mm / yy) Must be completed to process payment

Cardholder's Name (Please Print): _____
Your signature authorises your credit card to be charged for the total payment due

Cardholder's Signature: _____

Cancellations must be advised in writing to the Registration Office. Cancellations received prior to **Friday, 17 July 2009** will receive a refund of registration fees less an administration charge of \$250.00. Cancellations after this date will not be refunded.

Accommodation Rates

To secure your reservation a deposit equivalent to one night's room tariff is required. Bookings cannot be made until ICMS Travel receives your payment or credit card details. Room rates are in Australian Dollars and include the Australian Goods and Services Tax (GST).

Hotel	Room Type and deposit required (please tick ✓)	Total Deposit
Four Seasons Hotel ★★★★★	<input type="checkbox"/> City View King AS220.00 <input type="checkbox"/> Opera View King AS760.00 <input type="checkbox"/> Harbour View King AS300.00	AS
Radisson Plaza Hotel ★★★★★	<input type="checkbox"/> Atrium Room AS290.00 <input type="checkbox"/> Premier Room AS315.00	AS
Shangri-La Hotel Sydney ★★★★★	<input type="checkbox"/> Deluxe Darling Harbour King AS225.00 <input type="checkbox"/> Deluxe Opera House King AS295.00 <input type="checkbox"/> Deluxe Grand Harbour King AS300.00 <input type="checkbox"/> Deluxe Darling Harbour Twin AS225.00 <input type="checkbox"/> Deluxe Opera House Twin AS295.00 <input type="checkbox"/> Deluxe Grand Harbour Twin AS300.00	AS
Sheraton on the Park Darling Harbour ★★★★★	<input type="checkbox"/> City View AS380.00 <input type="checkbox"/> Park View AS420.00	AS
Crowne Plaza at Darling Harbour ★★★★★	<input type="checkbox"/> Cityscape Queen Room AS785.00 <input type="checkbox"/> Cityscape Twin Room AS785.00	AS
Grand Mercure Apartments Darling Harbour ★★★★★	<input type="checkbox"/> Two Bedroom Pymont View Apartment AS339.00 <input type="checkbox"/> Apartment AS449.00	AS
Medina Grand Harbourside ★★★★★	<input type="checkbox"/> Standard Studio Premier Studio AS240.00 AS250.00 <input type="checkbox"/> Standard 1 Bedroom Apt/mnt Premier 1 Bedroom Apt/mnt AS785.00 AS300.00	AS
Novotel Rockford Darling Harbour ★★★★★	<input type="checkbox"/> Superior King AS229.00 <input type="checkbox"/> Superior Twin AS229.00	AS
Novotel Sydney on Darling Harbour ★★★★★	<input type="checkbox"/> Pymont Queen Pymont Twin AS299.00 AS299.00 <input type="checkbox"/> Harbour Queen Harbour Twin AS229.00 AS229.00	AS
Four Points by Sheraton Darling Harbour Sydney ★★★★★	<input type="checkbox"/> City View AS720.00 <input type="checkbox"/> Harbour View AS750.00	AS
Holiday Inn Darling Harbour ★★★★★	<input type="checkbox"/> Standard Queen AS230.00 <input type="checkbox"/> Standard Twin AS230.00	AS
Oaks Goldsbrough Apartments, Darling Harbour ★★★★★	<input type="checkbox"/> Standard Apartment AS204.00 <input type="checkbox"/> 1 Bedroom Apartment AS228.00 <input type="checkbox"/> 2 Bedroom Apartment AS353.00	AS
Somerset Darling Harbour Sydney ★★★★★	<input type="checkbox"/> 1 Bedroom Deluxe AS200.00 <input type="checkbox"/> 1 Bedroom Executive AS235.00	AS
Hotel Ibis Darling Harbour ★★★★★	<input type="checkbox"/> Pymont View Queen Pymont View Twin AS195.00 AS195.00 <input type="checkbox"/> Harbour View Queen Harbour View Twin AS225.00 AS225.00	AS
Hilton Sydney ★★★★★	<input type="checkbox"/> Hilton Guest King AS289.00 <input type="checkbox"/> King Hilton Executive Single AS379.00 <input type="checkbox"/> Twin Hilton Executive Single AS379.00 <input type="checkbox"/> King Hilton Deluxe Room AS309.00 <input type="checkbox"/> King Hilton Executive Double AS379.00 <input type="checkbox"/> Twin Hilton Executive Double AS379.00	AS

NB Accommodation bookings will not be accepted unless accompanied by a one night deposit per room or credit card details being provided.

Accommodation Deposit Subtotal AS

Room Requirements

Arrival Date / / 2009 Estimated Time of Arrival (if known):

Departure Date / / 2009

I would prefer (tick ✓ which applicable)

Non Smoking Smoking

Accommodation Payment Details

Cheques:

Please make all cheques and bank drafts payable to "ICMS Travel".
All payments **MUST BE IN AUSTRALIAN DOLLARS (A\$)**

Telegraphic Transfer:

If you wish to pay via telegraphic transfer, please indicate in the box below. Upon receipt of this registration form, the Meeting Office will mail or fax an applicable tax invoice to you within 10 working days.

Please send me documentation to arrange a telegraphic transfer. The Meeting Office will not be responsible for charge of bank fees associated with the transfer.

All prices quoted are inclusive of GST and are in Australian Dollars

Credit Card:

Please note: If paying by credit card, your details will be passed onto the hotel as a guarantee. The hotel may not initially deduct payment from your credit card but may charge you full payment at the time of check-out.

Please charge my: (Tick which applicable) American Express Diners Club MasterCard Visa

Card Number: _____

Card Expiry Date: ____ / ____ (mm / yy) Must be completed to process payment

Cardholder's Name (Please Print): _____
Your signature authorises your credit card to be charged for the total payment due

Cardholder's Signature: _____
The accommodation deposit will be forfeited for all cancellations received after **Friday, 17 July 2009** or if the room is not occupied on the advised date of arrival. The relevant hotel cancellation policy terms and conditions will apply and the cost will be borne by the delegate. The Registration Office cannot accept new bookings or amendments to existing bookings after **Friday, 17 July 2009**.

	Room	Nov 12, 2007 day 1	Nov 13, 2007 day 2	Nov 14, 2007 day 3	Nov 15, 2007 day 4
8.30 - 10.00	room 1	CC101: Intervention 1	Opening ceremony Keynote lecture H Watanabe: Price of ultrasound in the world	CC307: Genitourinary 1	CC408: Gastrointestinal 1
		R Davies: Interventional hepatobiliary ultrasound		SH Kim: Renal tumors, US	H Sidharta: Acute right up
		M Kudo: Novel ultrasonographic technique for the diagnosis and		SH Kim: Pitfalls and varia	MA Ansari: Acute append
		M Kudo: Value of real-time virtual sonog		H Watanabe: US of the se	N Chamadol: US in abdon
		L Leong: Ultrasound management of hepatocellular carcinoma and high intensity focused ultrasound ablation			
	room 2	OG101: OB1		OG307: OB4	OG409: OB6
		S Meagher: Fetal cardiac malformation part I		R Benzie: The benefit and	W Sepulveda: New immag
		S Meager: Fetal cardiac malform		R Benzie: 3D ultrasound i	TK Leung: The role of Dop
				S Meagher: 2D and 3D ass	B Uerpairojkij: FGR: how
	room 3	WS101: CDUS 1		SF303: Recent advanced	SF405: Pediatric 1
		SH Kim: Renal vascular disease: Doppler US evaluation		M Claudon: 2007 Update c	M Riccabona: Pediatric 3D
		D Cosgrove: US of renal transplant		D Cosgrove: Functional s	M Claudon: Contrast-enh
		D Foley: Mesenteric vascular insufficiency: Doppler, CT & CTA		BI Choi: Contrast-enhanc	M Claudon: Doppler and c
				M Kudo: Contrast-enhanc	M Riccabona: Potential of
	room 4	Sono101: How we do it 1			
		R Savage: Early pregnancy			
	R Savage: Ovarian hyperstimulation syndrome				
	M Pedretti: Fetal abnormalities, neonatal neurosonography, Peyronies disease				
	M Condon: Dynamic Gynaecology scanning, various interesting cases				
Tea break					
10.30 - 12.00	room 1	CC102: Intervention 2	ia: Y H Chou, K Vairojanavong	CC308: Genitourinary 2	CC410: Gastrointestinal 2
		YH Chou: Complications of radiofrequency tumor ablation of he		SH Kim: TRUS of the pros	VB Jadhav: Transabdomir
		R Davies: Recent advances in Interventional ultrasound renal interventional ra		K Bala: PCAR: A nobel me	VB Jadhav: Transabdomir
		R Davies: Regional approach to the diagnosis and interventional treatment of		D Makes: Scrotal US featu	K Bala: Hydrocolonic son
	room 2	OG102: OB2		OG308: OB5	OG410: OB7
		W Sepulveda: Management of large placental choriangioma		S Meahger: 2D and 3D ap	TK Lueng: The role of cer
		Hassen Gharbi: US in the hydatid diseases, epidermiology, diag		J R Peter: The clinical app	S Tanawattanacharoen: M

	J R Peter: Antenatal sonographic diagnosis of placenta previa a	G Dekker: Biology of hum	TK Lau: Specific complica
room 3	WS102: CDUS 2	SF304: Recent advanced	SF406: Pediatric 2
	D Cosgrove: Carotid Doppler	BI Choi: Elastography; wd	M Riccabona: US of neon
	D Foley: Lower extremities veins: DVT above and below knee	BI Choi: Three dimension	H Gharbi: US in abdomina
	D Foley: Upper extremity veins and dialysis fistulas	L Fernandez: 3D ultrasou	H Gharbi: US in abdomina
	CC Wilde: CDUS in peripheral arterial disease	M Claudon: Interest of 3D	Kanda : US guided reduct
room 4	Sono103: How we do it 2		
	S Bird: Scrotal ultrasound		
	S Bird: Salivary gland ultrasound		
	R Savage: Abdomen		
	R Savage: Liver lesions		

Lunch lecture

13.00 - 14.30	room 1	CC103: Breast 1	CC205: Hepatobiliary 1		CC411: Musculoskeleton
		D Cosgrove: Breast ultrasound - Stavros	Sonin: Ultrasound differential diagnosis of liver cysts		RK Chemn: Lumps and bu
		YH Chou: Full-field breast ultraso	H Sidharta: Benign and malignant liver tumors		Supaneewan: US of soft t
		W Bhothisuwan: Evidence based	M Hasan: Differential diagnos	Complimentary tour:	RK Chemn: US shoulder
	room 2	OG103: GYN1	P Korpraepong: US of gallbladder and biliary tract	* City tour	FP401: OB-GYN
		K Vairojanavong: Morphologic fea	D Rogers: Fibroids: Ultrasoun	*Grand Palace	
		N N Amso: Screening strategies f	A Ngu: The role of ultrasound	Temple of Emerald Buddha	
		Y sang T'ang Hsich: the applicati	NN Amso: Uterine artery embolisation in the management of fibroids		
				*Royal Support Foundation	
	room 3	WS103: CDUS 3	SF201: Cardiovascular 1		SF407: Pediatric 3
		TT Hsieh: Color Doppler ultrasou	CW Chiang: Applications of online transesophageal echocardiograp		MJ Siegel: US of the spine
		M Hasan: How to interpret spectr	CW Chiang: Echocardiography in the era of transcatheter interventio		A Kruatrachue: Cranial ult
		M Hasan: Where color & power D	CV Vanjani: Cardiac haemodynamics by Echo-Doppler		M Riccabona: Advanced n
					MJ Siegel: US of female p
	room 4	Sono102: how we do it 3			FP402: Radiology
		M Ziskin: Safety of diagnostic US			
		S Bird: Comprehensive elbow ultrasound			
		S Bird: Upper limb nerve entrapment ultrasound			
		R Davies: A Sonographic approach to the symptomatic hip- Update			

Tea break

Tea break



WFUMB - MUST February 16-18, 2011 (Tentative program)

	Day 1: Feb 16 2011	Day 2 : Feb 17 2011
08.30 - 09.00	Prince PUSAN Honorary Lecture	PP1: OB GYNE
09.00 - 09.30	DC2. Contrast Ultrasound	BIC1. High resolution US for the gallbladder
09.30 - 10.00	MK1. Sonazoid enhanced US for the management of liver cancer	SHK3. Evaluation of renal masses with Doppler US.
10.00 -10.30	Refreshment	Refreshment
10.30 -11.00	BIC3. Hepatic Nodules in Liver Cirrhosis: US findings	SHK1. Renal vascular diseases: Doppler US evaluation
11.00 -11.30	BIC2. US for Diffuse liver disease	PM1. Practical duplex US in vascular surgery: lecture
11.30 -12.00	DC1. New modes on the Aplio system	PM2. Practical duplex US in vascular surgery: live demo
12.00 -13.00	LUNCH : Toshiba	LUNCH : GE
13.00 -13.30	DC3. Elastography - an over view	GE International lecturer OB GYN 1
13.30 -14.00	SK1. US in pediatric cystic kidney disease	Medison International lecturer OB GYN 1
14.00- 14.30	PT1. US of pediatric chest	GE International lecturer OB GYN 2
14.30 -15.00	Refreshment	Refreshment
15.00 -15.30	MK3. Diagnosis of Pancreatic Tumors by EUS-FNA and CE-EUS	GE International lecturer OB GYN 3
15.30 -16.00	SS1. US Guidance Regional Anaesthesia	Medison International lecturer OB GYN 2
16.00 -16.30	WB 1. Interventional US: Miscellaneous Usage	Topic to be announced
	BIC = Byung I Choi DC = David Cosgrove	MK = Masatoshi Kudo SHK = Seung H. KIM SHK
	SK = Supika Kritsaneepaiboon PT = Panruethai Trinavarat	SS = Suwimon Tangwiwat = Punyu Punburana
		PP

me)	
Day 3 : Feb 18 2011	
To be announced	.
MK2. Interventional US for pancreatic malignancy	.
SHK2. TRUS of the prostate and TRUS-guided biopsy	.
Refreshment	.
WB2. Automated breast ultrasound: a 6 month-practice and analysis.	.
WB3. Hand on ABVS & US G Intervention	.
Answer the quiz, award presented closing remarks	.
LUNCH : Siemens	.
MUST General Assembly	.
	.
	.
	.
	.
	.
	.
	.
2 international lectures for OPB GYN	
PM = Pramook Mutirangura	
WB = Wilaiporn Bhothisuwan	

David Cosgrove DC1. New modes on the Aplio system

DC2. Contrast Ultrasound

DC3. Elastography - an over view

Byung I Choi BIC1. High resolution US for the gallbladder

BIC2. US for Diffuse liver disease

BIC3. Hepatic Nodules in Liver Cirrhosis: US findings (BIC 4. Contrast-enhanced US for liver tumors)

Seung H. KIM SHK1. Renal vascular diseases: Doppler US evaluation

SHK2. TRUS of the prostate and TRUS-guided biopsy

SHK3. Evaluation of renal masses with Doppler US.

M. Kudo topics: MK1. Sonazoid enhanced US for the management of liver cancer

MK2. Interventional US for Pancreatic malignancy

MK3. Diagnosis of Pancreatic Tumors by EUS-FNA and Contrast-enhanced EUS

Wilaiporn Bhothisuwan WB1. Interventional US: miscellaneous usage: lecture

WB2. Interventional US: miscellaneous usage : live demo

WB3. Automated volume breast ultrasound: a 6 month-practice and analysis.

Pramook Mutirangura PM1. Practical duplex ultrasonography in vascular surgery: lecture

PM2. Practical duplex ultrasonography in vascular surgery: live demonstration

Supika Kritsaneepaiboon SK1. US in pediatric cystic kidney disease

Panruethai Trinavarat PT1. US of pediatric chest

Record of registration

	pre-register	on site	total
Thai participant	270	49	319
Abroad participant	50	61	111
Invited speaker	61	0	61
Oral & poster presentation	85	0	85
Committee	42	1	43
Scholarship to Laotian	18	0	18
total	526	111	637

The image shows a detailed registration list with multiple columns containing names, titles, and affiliations. A large, semi-transparent watermark is overlaid on the table. At the bottom right of the table, there is a logo and the website address www.afsumbthailand.org.

Time	Room	Category	Nov 12, 2007 : day 1	Nov 13, 2007 : day 2	Nov 14, 2007 : day 3	Nov 15, 2007 : day 4	Nov 16, 2007 : day 5
8:30 - 10:00	room 1	cancer	CC101: breast 1	Opening ceremony	CC307: Genitourinary 1	CC409: Hepatobiliary 1	CH501: Challenge in US 1
	room 2	ob-gyn	OG101: OB 1	Keynote lecture	OG307:OB4	OG409:OB6	OG511:OB8
	room 3	technology	WS101: CDUS 1	No function	AU303: Contrast-enhanced US 1	FP401: Free paper presentation 1	FP505: Free paper presentation 5
	room 4	special field	HO101: Hand-on work-shop 1	No function	SF303: Musculoskeleton 1	SF405: Pediatric 1	501: Miscellaneous 1
	room 5	How we do it	Sono101: how we do it 1	No function	Sono307: how we do it 7	Sono409: how we do it 9	Sono413: how we do it 13
10:00 - 10:30			Tea break	Tea break	Tea break	Tea break	Tea break
10:30 - 12:00	room 1	cancer	CC102: breast 2		CC308: Genitourinary 2	CC410: Hepatobiliary 2	CH502: Challenge in US 2
	room 2	ob-gyn	OG102: OB 2	M Kodu: Japan	OG308:OB5	OG410:OB7	OG512:OB9
	room 3	miscellaneous	WS102: CDUS 2	No function	AU304: 3D and 4D US	FP402: Free paper presentation 2	FP506: Free paper presentation 6
	room 4	special field	HO102: Hand-on workshop 2	No function	SF304: Musculoskeleton 2	SF406: Pediatric 2	502: Miscellaneous 2
	room 5	How we do it	Sono102: how we do it 2	No function	Sono308: how we do it 8	Sono410: how we do it 10	Sono414: how we do it 14
12:00 - 13:00			Lunch lecture	Lunch lecture	Lunch lecture	Lunch lecture	
13:00 - 14:30	room 1	cancer	CC103: breast 3	CC206: Gastrointestinal 1		CC411: Hepatobiliary 3	
	room 2	ob-gyn	OG103: GYN 1	OG206: GYN 2	* City tour	FP401: OB-GYN free paper 1	
	room 3	advanced US	WS103: CDUS 3	AU201: Intervention 1	*Temple of Emerald Buddha	FP403: Free paper presentation 3	
	room 4	special field	HO103: Hand-on work-shop 3	SF201: Cardiovascular 1		SF407: Pediatric 3	
	room 5	How we do it	Sono103: how we do it 3	Sono205: how we do it 5		Sono411: how we do it 11	
14:30 - 15:00			Tea break	Tea break		Tea break	
15:00 - 16:30	room 1	cancer	CC104: breast 4	CC206: Gastrointestinal 2		CC412: Small parts	
	room 2	ob-gyn	OG104:OB 3	OG206: GYN 3		FP402: OB-GYN free paper 2	
	room 3	miscellaneous	WS104: CDUS 4	AU202: Intervention 2		FP404: Free paper presentation 4	
	room 4	special field	HO104: Hand-on work-shop 4	SF202: Cardiovascular 2		SF408: Pediatric 4	
	room 5	How we do it	Sono104: how we do it 4	Sono206: how we do it 6		Sono412: how we do it 12	
			Reception party		Culture Night: Loy Krathong Festival		

CC101: breast 1
D Coogrove: Breast ultrasound- basic or new developments
YH Chou: Fullfield breast ultrasound the past and the present
W Bhothivanan: Evidence based practicing breast imaging in Thailand
CC102: breast 2
T Stavros: Sonographic evaluation of Breast Cysts that are Not Simple
D Makes: B-Mode US: CDUS and PDUS in small solid breast lesion
K Bala: Targeted US for breast lump
CC103: breast 3
T Stavros: Sonographic characterization of solid breast nodules
T Stavros: Sonographic evaluation of Regional Lymph Nodes in patients with suspicious solid nodules
Darunee: Gray scale and color Doppler US in assessment of breast cancer, Thai experience
CC104: breast 4
M Multarak: The role of US in evaluation of nipple discharge
T Stavros: Sonographic staging of Breast Cancer
Demonstration, Questions & Answers
CC206: Gastrointestinal 1
H Bichartz: Acute right upper abdomen, US capability
MA Ansari: Acute appendicitis
N Chamadol: US in abdominal trauma
CC209: Gastrointestinal 2
VB Jadhav: Transabdominal hydro-ultrasonography of duodenum
VB Jadhav: Transabdominal hydro-ultrasonography of stomach
K Bala: Hydrocolonic sonography

CC307: Genitourinary 1
BH Kim: Renal tumors, US evaluation
BH Kim: Pitfalls and variations of renal US
H Watanabe: US of the seminal vesicles
CC308: Genitourinary 2
BH Kim: TRUS of the prostate and seminal tracts
K Bala: PCAR: A novel method of diagnosing BPH
D Makes: Sonotai US features in male infertility, Indonesian experiences
CC409: Hepatobiliary 1
Bonin: Ultrasound differential diagnosis of liver cysts
P Korprasong: US of gallbladder and biliary tract
M Hasan: Differential diagnosis of focal masses in liver with special reference to tropical disease
CC410: Hepatobiliary 2
H Bichartz: Benign and malignant liver tumors
M Kudo: Contrast-enhanced ultrasound for liver tumors
W Chaiyasoot: CDUS in portal hypertension
CC411: Hepatobiliary 3
M Kudo: Novel Ultrasonographic Technique for the Diagnosis and Treatment of Hepatocellular Carcinoma
Laddawan: CDUS of liver transplant
P Treenavarat: Color Doppler US of pediatric liver
CC412: Small parts
KW Kim: US diagnosis of thyroid disease
L Fernandez: 3D Ultrasound of testis, thyroid, parathyroid and parotid glands
D Makes: B-Mode US and CDUS of the neck masses

00101: OB 1	00907:OB4
S Meagher: Fetal cardiac malformation part I	R Benzie: The benefit and limitation of 3D ultrasound in clinical obstetrics
S Meagher: Fetal cardiac malformation part II	R Benzie: 3D ultrasound in the first and second trimester
00102: OB 2	S Meagher: 2D and 3D assessment of fetal malformation in the first trimester
W Sepulveda: Management of large placental chorionangioma	00908:OB5
Hassen Othari: US in the hydrioid diseases, epidemiology, diagnosis and US guided treatment: What is new in 2007?	S Meagher: 2D and 3D approach of fetal limb anomalies
J R Peter: Antenatal sonographic diagnosis of placenta previa accreta	J R Peter: The clinical application of fetal blood flow studies
00103: GYN 1	G Keller: Biology of human placental neovasculation with Doppler findings
K Väinöjanavong: Morphologic feature of ovarian tumor by US	00909:OB6
N N Amso: Screening strategies for ovarian cancer	M Sepulveda: New imaging modalities in fetal lung malformation
Y sang Tang Hsieh: the application of color Doppler ultrasound in gynecologic tumor	TK Leung: The role of Doppler ultrasound in USG
00104:OB 3	S Vargajic: FGR: how low the bar, how fast?
G Molality: Ultrasound evaluation of early pregnancy complication	FP01: OB-GYN free paper 1
G Molality: Diagnosis and management of umbilical cord abnormality	FP02: OB-GYN free paper 2
P Panburana: Nuchal translucency and fetal anomalies	00201:GYN
00204:GYN 2	TS Benacerraf: The genetic algorithm: assessing the role of Down syndrome in the first trimester on both the first and second
D Rogers: Fibroids: Ultrasound assessment of the uterus for determining the right choice of treatment	TK Leung: The role of ultrasound in the screening and diagnosis of chromosomal abnormalities
R Savage: Ovarian hyperstimulation syndrome	TP Sakaram: Fetal cranium
NN Amso: Uterine artery embolisation in the management of fibroids	00202:OB8
00206:GYN 3	S Benacerraf: Fetal anomalies other than Down syndrome
S Meagher: Diagnosis and management of non-tubal ectopic pregnancy	S Benacerraf: Guide & transfer: fetal anomalies findings what do they mean?
T Sakaram: Umbilical cord	TK Leung: Head biometry assessment in the first trimester
D Rogers: Current standards in the diagnosis of poly cystic ovaries	

WS101: CDUS 1	AU202: Intervention 2
TT Hsieh: Color Doppler ultrasound	YH Chou: Complications of radiofrequency tumor ablation of hepatic malignancy tumor
a. lecture	R Davies: Recent advances in interventional ultrasound renal interventional radiology
b. live demonstration & hand-on	R Davies: Regional approach to the diagnosis and interventional treatment of pancreatitis
WS102: CDUS 2	AU303: Contrast-enhanced US 1
D Foley: Lower extremities veins: DVT above and below knee	M Claudon: 2007 Update of the EFSUMB Guidelines on Contrast-enhanced Sonography
a. lecture	D Cosgrove: Functional studies with ultrasound contrast agents
b. live demonstration & hand-on	BI Choi: Contrast-enhanced ultrasound for hepatobiliary diseases
WS103: CDUS 3	AU304: 3D and 4D US
D Cosgrove: Cardiac Doppler	BI Choi: Three dimensional ultrasound of hepatobiliary diseases
a. lecture	L Fernandez: 3D ultrasound of the abdomen: volume imaging
b. live demonstration & hand-on	M Claudon: Interest of 3D and 4D modes in Contrast-enhanced Sonography
WS104: CDUS 4	FP401: Free paper presentation 1
CC Wilde: CDUS in peripheral arterial disease	FP402: Free paper presentation 2
a. lecture	FP403: Free paper presentation 3
b. live demonstration & hand-on	FP404: Free paper presentation 4
AU201: Intervention 1	FP505: Free paper presentation 5
R Davies: Interventional hepatobiliary ultrasound	FP506: Free paper presentation 6
M Kudo: Value of real-time virtual sonography in the ablation therapy for liver malignancies	
L Leong: Ultrasound management of hepatocellular carcinoma and high intensity focused ultrasound ablation	

HO101: Hand-on workshop 1	SF405: Pediatric 1
HO102: Hand-on workshop 2	M Riccabona: US of neonatal bowel
HO103: Hand-on workshop 3	H Gharbi: US in abdominal pain in children
HO103: Hand-on workshop 3	H Gharbi: US in abdominal masses in children
HO104: Hand-on workshop 4	SF406: Pediatric 2
SF201: Cardiovascular 1	M Claudon: Contrast-enhanced Sonography in Paediatrics
CW Chiang: Applications of online transesophageal echocardiography	M Claudon: Doppler and contrast-enhanced Sonography of the paediatric urinary tract
CW Chiang: Echocardiography in the era of transcatheter intervention	M Riccabona: Potential of 3DUS in pediatric urogenital radiology
CV Vanjani: Cardiac haemodynamics by Echo-Doppler	SF407: Pediatric 3
SF202: Cardiovascular 2	MJ Siegel: US of the spine
S Senda: Doppler-echocardiographic assessment of cardiac function on metabolic syndrome	A Krutzschke: Cranial ultrasonography
S Senda: Evaluation of atherosclerosis using ultrasound	M Riccabona: Advanced neurosonography
CV Vanjani: Cardiac source of systemic emboli	SF408: Pediatric 4
SF303: Musculoskeleton 1	MJ Siegel: Renal cystic disease
RK Chemn: Lumps and bumps around the knee	H Gharbi: US in urinary tract infection in children
Sapaneewan: US of soft tissue infection	MJ Siegel: Scrotal ultrasound
RK Chemn: US shoulder	S01: Miscellaneous 1
SF304: Musculoskeleton 2	M Riccabona: Pediatric 3DUS-an overview of the present state
RK Chemn: US ankle	MJ Siegel: US of female pelvis
D Makes: B-Mode US, CDUS and PDUS in detecting and diagnosing soft tissue masses	S02: Miscellaneous 2
B Mahaisawan: US of trauma: diagnosis & management	

Sono01: how we do it 1	Sono06: how we do it 6
J Ngai: The role of ultrasound in the diagnosis and management of abnormal Urine flow	Practicing US scanning with application specialist
M Patel: Real abnormality, neural neurosonography, Degenerative disease	application specialist
J Ngai: The role of ultrasound in the diagnosis of infantile scoliosis	Sono07: how we do it 7
Sono02: how we do it 2	Practicing US scanning with application specialist
S Sind: Comprehensive elbow ultrasound	Complementary tour
S Sind: Upper limb nerve entrapment ultrasound	*City tour
R Dales: A Sonographic Approach to the Symptomatic Hip - Update	*Grand Palace
Sono03: how we do it 3	*Temple of Emerald Buddha
R Sanga: Abdomen	*Royal Support Foundation
S Sind: Social Ultrasound	Sono09: how we do it 9
S Sind: Appendicitis ultrasound	Practicing US scanning with application specialist
Sono04: how we do it 4	Sono10: how we do it 10
R Dales: Recent advances in Transcranial Ultrasound: Real Transcranial radiology	Practicing US scanning with application specialist
R Dales: Regional approach to the diagnosis and transcranial Treatment of Falcochetti	Sono11: how we do it 11
R Sanga: Liver lesions	Practicing US scanning with application specialist
Opening ceremony	Sono12: how we do it 12
Keynote lecture	Practicing US scanning with application specialist
Hi Tease	Sono13: how we do it 13
Prize of US scanned in the world	Practicing US scanning with application specialist
US training in Asia	Sono14: how we do it 14
Moderator: K/Vincent	Practicing US scanning with application specialist
Sharing experience	Practicing US scanning with application specialist
Sharing experience	Practicing US scanning with application specialist
M Kudo: Japan	Practicing US scanning with application specialist
Y H Ooi: Taiwan	Practicing US scanning with application specialist
K Boe: Singapore	Practicing US scanning with application specialist
Sono05: how we do it 5	Sono14: how we do it 14
M Condon: Dynamic Spectroscopy scanning, various training case	Practicing US scanning with application specialist
S Sind: Salivary gland ultrasound	
R Dales: Transcranial Hepatobiliary Ultrasound	